

HOWARD MILLER

Enhancing life at home.™



ROB ROY II WINE & BAR CABINET, PAGE 68



ANSEL CURIO CABINET, PAGE 30



LOW PROFILE CUSTOM TV CONSOLE, PAGE 9



HOWARD MILLER

Our line of finely crafted furnishings offers what you need to take your home entertainment up a notch, organize your home, or display what is precious to you. You'll find beautiful cabinetry, elegant finishes, and innovative features from top to bottom.

INSIDE THIS CATALOG:

Custom Storage	1-29
• TV Consoles.....	1
• Extra Tall TV Consoles.....	7
• Low Profile TV Consoles.....	9
• Fireplace Consoles	12
• Home Storage Cabinets	16
• Wine & Bar Consoles.....	24
Curio Display Cabinets	30-54
• Curio Display Cabinets.....	30
• Console Curio Display Cabinets.....	48
• Corner Curio Display Cabinets	49
• Bookcases	54
Wine, Bar & Game Furnishings	55-80
• Bars & Barstools.....	56
• Wine & Bar Cabinets.....	61
• Wine & Bar Accessories.....	77
• Pub & Game Furnishings.....	79
Index.....	81

Product specifications are subject to change without notice. Actual finishes may vary from product photography shown in this catalog.

CUSTOM TV CONSOLES


Customization Instructions.....	2
46" Wide	3
63" Wide	4
72" Wide	5
83" Wide	6
46" Wide / Extra Tall.....	7
63" Wide / Extra Tall.....	7
72" Wide / Extra Tall.....	8
83" Wide / Extra Tall.....	8
TV Console Specs	27



As shown:
TS83P-VK-3F-3F-9F

CUSTOM TV CONSOLE COMMON FEATURES

Look for these common features throughout pages 2-8

Made in the USA 

Quality Furniture Construction
Made with select hardwoods and veneers.






Multiple Finish Options
Nine finish options available.

Soft-close Doors
Choice of door style and hardware option if applicable.

Drawers with Metal Drawer Glides
Choice of drawer style and hardware option if applicable.

Adjustable Shelves with Metal Clips
Our cabinets come with multiple holes to maximize shelf adjustment. One shelf behind each door.

Adjustable Floor Levelers
Height adjustable feet provide stability on uneven and carpeted surfaces.

	33" TALL	41" EXTRA TALL
46" WIDE		
63" WIDE		
72" WIDE		
83" WIDE		



HOWARD MILLER CUSTOM TV CONSOLES

- 46", 63", 72", and 83" WIDE TV CONSOLES
- MULTIPLE FINISH OPTIONS
- CHOICE OF DOOR, DRAWER AND HARDWARE STYLES
- QUICKLY DELIVERED TO YOUR HOME

CUSTOMIZE A TV CONSOLE IN 4 EASY STEPS

Example shown is style number
TS46N-NC-00-5A-9E



step 1

PICK A STYLE


Begin by selecting a TV Console Style by its unique STYLE NUMBER.



step 2

PICK A WOOD FINISH

Enter a 2-letter WOOD FINISH code next to the style number in the spaces provided.



step 3

PICK A DOOR STYLE & HARDWARE

If applicable with your selected TV Console, choose a DOOR STYLE and a HARDWARE STYLE and enter the corresponding code into the spaces provided.





*NOTE: A TV Console with doors may have one or two door style choices. Refer to the illustration for the positions of the doors; choose any door style. If there is NO DOOR, enter "00".

00 NO DOOR IN THIS SPACE

WOOD DOOR OPTIONS



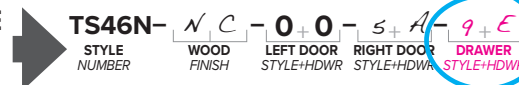
GLASS DOOR OPTIONS





step 4

PICK A DRAWER STYLE & HARDWARE

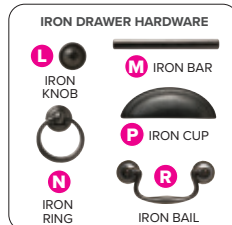
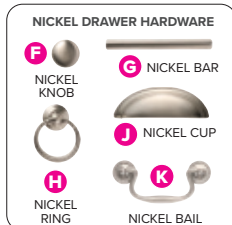
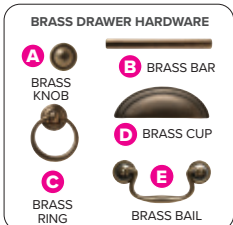
If applicable with your selected TV Console, choose a DRAWER STYLE and a HARDWARE STYLE and enter the corresponding code into the spaces provided.



*NOTE: A TV Console with drawers has one drawer style choice. If there is NO DRAWER, enter "00".



00 NO DRAWER(S) IN THIS SPACE



46" WIDE TV CONSOLES



OVERALL DIMENSIONS:
W 46.25" (117 cm) x D 17.5" (45 cm) x H 33" (84 cm)
(see diagrams on page 27)

**BEST
SELLER**



As shown:
TS46A-ES-5F-5F-00

HOW TO CREATE A PART NUMBER:

Start with the style number below the selected style. Add custom options in the appropriate spaces. See page 2 for custom options.

TS46A- ES - 5 F - 5 F - 0 0
 STYLE WOOD LEFT DOOR RIGHT DOOR DRAWER
 NUMBER FINISH STYLE+HDWR STYLE+HDWR STYLE+HDWR

QUICK REFERENCE GUIDE

(see page 2 for instructions on customizing a TV Console)

WOOD FINISHES

AV Antique Vanilla AB Antique Black CA Camden Oak
 ES Espresso VK Ivory Oak K1 Weathered
 NC Newport OY Oyster Gray Oak SC Saratoga

DOOR STYLE + DOOR HARDWARE

DOOR STYLES

4 Beveled Panel Wood 2 Beveled Glass G Glass Pane III
 5 Inset Panel Wood 3 Glass Pane P Glass Pane IV
 1 Plain Glass 6 Glass Pane II X Glass Pane V
 00 No Door

HARDWARE OPTIONS

A Brass Knob F Nickel Knob L Iron Knob
 B Brass Bar G Nickel Bar M Iron Bar
 C Brass Ring H Nickel Ring N Iron Ring

DRAWER STYLE + DRAWER HARDWARE

DRAWER STYLES

8 Flat Panel Drawer 9 Inset Panel Drawer 00 No Drawer

HARDWARE OPTIONS

A Brass Knob F Nickel Knob L Iron Knob
 B Brass Bar G Nickel Bar M Iron Bar
 C Brass Ring H Nickel Ring N Iron Ring
 D Brass Cup J Nickel Cup P Iron Cup
 E Brass Bail K Nickel Bail R Iron Bail



TS46A-
 STYLE WOOD LEFT DOOR RIGHT DOOR DRAWER
 NUMBER FINISH STYLE+HDWR STYLE+HDWR STYLE+HDWR



TS46B-
 STYLE WOOD LEFT DOOR RIGHT DOOR DRAWER
 NUMBER FINISH STYLE+HDWR STYLE+HDWR STYLE+HDWR



TS46C-
 STYLE WOOD LEFT DOOR RIGHT DOOR DRAWER
 NUMBER FINISH STYLE+HDWR STYLE+HDWR STYLE+HDWR



TS46D-
 STYLE WOOD LEFT DOOR RIGHT DOOR DRAWER
 NUMBER FINISH STYLE+HDWR STYLE+HDWR STYLE+HDWR



TS46E-
 STYLE WOOD LEFT DOOR RIGHT DOOR DRAWER
 NUMBER FINISH STYLE+HDWR STYLE+HDWR STYLE+HDWR



TS46F-
 STYLE WOOD LEFT DOOR RIGHT DOOR DRAWER
 NUMBER FINISH STYLE+HDWR STYLE+HDWR STYLE+HDWR



TS46G-
 STYLE WOOD LEFT DOOR RIGHT DOOR DRAWER
 NUMBER FINISH STYLE+HDWR STYLE+HDWR STYLE+HDWR



TS46H-
 STYLE WOOD LEFT DOOR RIGHT DOOR DRAWER
 NUMBER FINISH STYLE+HDWR STYLE+HDWR STYLE+HDWR



TS46K-
 STYLE WOOD LEFT DOOR RIGHT DOOR DRAWER
 NUMBER FINISH STYLE+HDWR STYLE+HDWR STYLE+HDWR



TS46L-
 STYLE WOOD LEFT DOOR RIGHT DOOR DRAWER
 NUMBER FINISH STYLE+HDWR STYLE+HDWR STYLE+HDWR



TS46N-
 STYLE WOOD LEFT DOOR RIGHT DOOR DRAWER
 NUMBER FINISH STYLE+HDWR STYLE+HDWR STYLE+HDWR



TS46P-
 STYLE WOOD LEFT DOOR RIGHT DOOR DRAWER
 NUMBER FINISH STYLE+HDWR STYLE+HDWR STYLE+HDWR



TS46T-
 STYLE WOOD LEFT DOOR RIGHT DOOR DRAWER
 NUMBER FINISH STYLE+HDWR STYLE+HDWR STYLE+HDWR

72" WIDE TV CONSOLES



OVERALL DIMENSIONS:
 W 72.25" (183 cm) x D 17.5" (45 cm) x H 33" (84 cm)
 (see diagrams on page 27)

HOW TO CREATE A PART NUMBER:

Start with the style number below the selected style. Add custom options in the appropriate spaces. See page 2 for custom options.

TS72C- OY - PF - PF - 8 F
 STYLE WOOD LEFT DOOR RIGHT DOOR DRAWER
 NUMBER FINISH STYLE+HDWR STYLE+HDWR STYLE+HDWR



BEST SELLER

As shown:
 TS72C-OY-PF-PF-8F

QUICK REFERENCE GUIDE

(see page 2 for instructions on customizing a TV Console)

WOOD FINISHES

AV Antique Vanilla **AB** Antique Black **CA** Camden Oak
ES Espresso **VK** Ivory Oak **K1** Weathered
NC Newport **OY** Oyster Gray Oak **SC** Saratoga

DOOR STYLE + DOOR HARDWARE

DOOR STYLES

4 Beveled Panel Wood **2** Beveled Glass **G** Glass Pane III
5 Inset Panel Wood **3** Glass Pane **P** Glass Pane IV
1 Plain Glass **6** Glass Pane II **X** Glass Pane V
00 No Door

HARDWARE OPTIONS

A Brass Knob **F** Nickel Knob **L** Iron Knob
B Brass Bar **G** Nickel Bar **M** Iron Bar
C Brass Ring **H** Nickel Ring **N** Iron Ring

DRAWER STYLE + DRAWER HARDWARE

DRAWER STYLES

B Flat Panel Drawer **9** Inset Panel Drawer **00** No Drawer

HARDWARE OPTIONS

A Brass Knob **F** Nickel Knob **L** Iron Knob
B Brass Bar **G** Nickel Bar **M** Iron Bar
C Brass Ring **H** Nickel Ring **N** Iron Ring
D Brass Cup **J** Nickel Cup **P** Iron Cup
E Brass Bail **K** Nickel Bail **R** Iron Bail



As shown: TS72C-SC-4A-4A-9D



TS72A- 0 0
 STYLE WOOD LEFT DOOR RIGHT DOOR DRAWER
 NUMBER FINISH STYLE+HDWR STYLE+HDWR STYLE+HDWR



TS72B- 0 0
 STYLE WOOD LEFT DOOR RIGHT DOOR DRAWER
 NUMBER FINISH STYLE+HDWR STYLE+HDWR STYLE+HDWR



TS72C- 0 0
 STYLE WOOD LEFT DOOR RIGHT DOOR DRAWER
 NUMBER FINISH STYLE+HDWR STYLE+HDWR STYLE+HDWR



TS72D- 0 0
 STYLE WOOD LEFT DOOR RIGHT DOOR DRAWER
 NUMBER FINISH STYLE+HDWR STYLE+HDWR STYLE+HDWR



TS72E- 0 0
 STYLE WOOD LEFT DOOR RIGHT DOOR DRAWER
 NUMBER FINISH STYLE+HDWR STYLE+HDWR STYLE+HDWR



TS72F- 0 0
 STYLE WOOD LEFT DOOR RIGHT DOOR DRAWER
 NUMBER FINISH STYLE+HDWR STYLE+HDWR STYLE+HDWR



TS72G- 0 0
 STYLE WOOD LEFT DOOR RIGHT DOOR DRAWER
 NUMBER FINISH STYLE+HDWR STYLE+HDWR STYLE+HDWR



TS72H- 0 0
 STYLE WOOD LEFT DOOR RIGHT DOOR DRAWER
 NUMBER FINISH STYLE+HDWR STYLE+HDWR STYLE+HDWR



TS72P- 0 0
 STYLE WOOD LEFT DOOR RIGHT DOOR DRAWER
 NUMBER FINISH STYLE+HDWR STYLE+HDWR STYLE+HDWR



TS72T- 0 0
 STYLE WOOD LEFT DOOR RIGHT DOOR DRAWER
 NUMBER FINISH STYLE+HDWR STYLE+HDWR STYLE+HDWR

83" WIDE TV CONSOLES



OVERALL DIMENSIONS:
W 83" (211 cm) x D 17.5" (45 cm) x H 33" (84 cm)
(see diagrams on page 27)

HOW TO CREATE A PART NUMBER:

Start with the style number below the selected style. Add custom options in the appropriate spaces. See page 2 for custom options.

TS83D- A B - 3 A - 3 A - 9 D
STYLE NUMBER WOOD FINISH LEFT DOOR STYLE+HDWR RIGHT DOOR STYLE+HDWR DRAWER STYLE+HDWR

QUICK REFERENCE GUIDE

(see page 2 for instructions on customizing a TV Console)

WOOD FINISHES

AV Antique Vanilla **AB** Antique Black **CA** Camden Oak
ES Espresso **VK** Ivory Oak **K1** Weathered
NC Newport **OY** Oyster Gray Oak **SC** Saratoga

DOOR STYLE + DOOR HARDWARE

DOOR STYLES

4 Beveled Panel Wood **2** Beveled Glass **G** Glass Pane III
5 Inset Panel Wood **3** Glass Pane **P** Glass Pane IV
1 Plain Glass **6** Glass Pane II **X** Glass Pane V
00 No Door

HARDWARE OPTIONS

A Brass Knob **F** Nickel Knob **L** Iron Knob
B Brass Bar **G** Nickel Bar **M** Iron Bar
C Brass Ring **H** Nickel Ring **N** Iron Ring

DRAWER STYLE + DRAWER HARDWARE

DRAWER STYLES

8 Flat Panel Drawer **9** Inset Panel Drawer **00** No Drawer

HARDWARE OPTIONS

A Brass Knob **F** Nickel Knob **L** Iron Knob
B Brass Bar **G** Nickel Bar **M** Iron Bar
C Brass Ring **H** Nickel Ring **N** Iron Ring
D Brass Cup **J** Nickel Cup **P** Iron Cup
E Brass Bail **K** Nickel Bail **R** Iron Bail



TS83B- - - -
STYLE NUMBER WOOD FINISH LEFT DOOR STYLE+HDWR RIGHT DOOR STYLE+HDWR DRAWER STYLE+HDWR



TS83C- - - -
STYLE NUMBER WOOD FINISH LEFT DOOR STYLE+HDWR RIGHT DOOR STYLE+HDWR DRAWER STYLE+HDWR



TS83D- - - -
STYLE NUMBER WOOD FINISH LEFT DOOR STYLE+HDWR RIGHT DOOR STYLE+HDWR DRAWER STYLE+HDWR



TS83F- - - -
STYLE NUMBER WOOD FINISH LEFT DOOR STYLE+HDWR RIGHT DOOR STYLE+HDWR DRAWER STYLE+HDWR



TS83G- - - -
STYLE NUMBER WOOD FINISH LEFT DOOR STYLE+HDWR RIGHT DOOR STYLE+HDWR DRAWER STYLE+HDWR



TS83H- - - -
STYLE NUMBER WOOD FINISH LEFT DOOR STYLE+HDWR RIGHT DOOR STYLE+HDWR DRAWER STYLE+HDWR



TS83K- - - - -
STYLE NUMBER WOOD FINISH OUTER DOORS STYLE+HDWR INNER DOORS STYLE+HDWR DRAWER STYLE+HDWR



TS83L- - - - -
STYLE NUMBER WOOD FINISH OUTER DOORS STYLE+HDWR INNER DOORS STYLE+HDWR DRAWER STYLE+HDWR



TS83M- - - - -
STYLE NUMBER WOOD FINISH OUTER DOORS STYLE+HDWR INNER DOORS STYLE+HDWR DRAWER STYLE+HDWR



TS83N- - - - -
STYLE NUMBER WOOD FINISH LEFT DOOR STYLE+HDWR RIGHT DOOR STYLE+HDWR DRAWER STYLE+HDWR



TS83P- - - - -
STYLE NUMBER WOOD FINISH LEFT DOOR STYLE+HDWR RIGHT DOOR STYLE+HDWR DRAWER STYLE+HDWR



TS83R- - - - -
STYLE NUMBER WOOD FINISH OUTER DOORS STYLE+HDWR INNER DOORS STYLE+HDWR DRAWER STYLE+HDWR



TS83S- - - - -
STYLE NUMBER WOOD FINISH LEFT DOOR STYLE+HDWR RIGHT DOOR STYLE+HDWR DRAWER STYLE+HDWR



TS83T- - - - -
STYLE NUMBER WOOD FINISH LEFT DOOR STYLE+HDWR RIGHT DOOR STYLE+HDWR DRAWER STYLE+HDWR



TS83W- - - - -
STYLE NUMBER WOOD FINISH OUTER DOORS STYLE+HDWR INNER DOORS STYLE+HDWR DRAWER STYLE+HDWR

46" WIDE / 41" EXTRA TALL TV CONSOLES



OVERALL DIMENSIONS: W 46.25" (117 cm) x D 17.5" (45 cm) x H 41.25" (105 cm)
(see diagrams on page 27)



BEST SELLER

As shown:
XT46E-SC-XA-XA-9D



XT46A-
STYLE NUMBER WOOD FINISH LEFT DOOR STYLE+HDWR RIGHT DOOR STYLE+HDWR DRAWER STYLE+HDWR **0 0**



XT46B-
STYLE NUMBER WOOD FINISH LEFT DOOR STYLE+HDWR RIGHT DOOR STYLE+HDWR DRAWER STYLE+HDWR **0 0**



XT46C-
STYLE NUMBER WOOD FINISH LEFT DOOR STYLE+HDWR RIGHT DOOR STYLE+HDWR DRAWER STYLE+HDWR



XT46E-
STYLE NUMBER WOOD FINISH LEFT DOOR STYLE+HDWR RIGHT DOOR STYLE+HDWR DRAWER STYLE+HDWR



XT46H-
STYLE NUMBER WOOD FINISH LEFT DOOR STYLE+HDWR RIGHT DOOR STYLE+HDWR DRAWER STYLE+HDWR **- 0 0 -**

63" WIDE / 41" EXTRA TALL TV CONSOLES



OVERALL DIMENSIONS: W 63" (160 cm) x D 17.5" (45 cm) x H 41.25" (105 cm)
(see diagrams on page 27)



XT63A-
STYLE NUMBER WOOD FINISH LEFT DOOR STYLE+HDWR RIGHT DOOR STYLE+HDWR DRAWER STYLE+HDWR



XT63B-
STYLE NUMBER WOOD FINISH LEFT DOOR STYLE+HDWR RIGHT DOOR STYLE+HDWR DRAWER STYLE+HDWR



XT63C-
STYLE NUMBER WOOD FINISH LEFT DOOR STYLE+HDWR RIGHT DOOR STYLE+HDWR DRAWER STYLE+HDWR



XT63D-
STYLE NUMBER WOOD FINISH LEFT DOOR STYLE+HDWR RIGHT DOOR STYLE+HDWR DRAWER STYLE+HDWR



XT63E-
STYLE NUMBER WOOD FINISH OUTER DOORS STYLE+HDWR INNER DOORS STYLE+HDWR DRAWER STYLE+HDWR



XT63K-
STYLE NUMBER WOOD FINISH OUTER DOORS STYLE+HDWR INNER DOORS STYLE+HDWR DRAWER STYLE+HDWR

QUICK REFERENCE GUIDE (see page 2 for instructions on customizing a TV Console)

WOOD FINISHES	DOOR STYLE + HARDWARE	DRAWER STYLE + HARDWARE
AV Antique Vanilla	DOOR STYLES	DRAWER STYLES
AB Antique Black	4 Beveled Panel Wood	8 Flat Panel
CA Camden Oak	5 Inset Panel Wood	9 Inset Panel
ES Espresso	1 Plain Glass	HARDWARE OPTIONS
VK Ivory Oak	2 Beveled Glass	A Brass Knob
K1 Weathered	3 Glass Pane	F Nickel Knob
NC Newport	HARDWARE OPTIONS	L Iron Knob
OY Oyster Gray Oak	A Brass Knob	B Brass Bar
SC Saratoga	F Nickel Knob	G Nickel Bar
	L Iron Knob	M Iron Bar
	B Brass Bar	C Brass Ring
	G Nickel Bar	H Nickel Ring
	M Iron Bar	N Iron Ring
	C Brass Ring	D Brass Cup
	H Nickel Ring	J Nickel Cup
		P Iron Cup
		E Brass Ball
		K Nickel Ball
		R Iron Ball
		00 No Drawer



XT63M-
STYLE NUMBER WOOD FINISH OUTER DOORS STYLE+HDWR INNER DOORS STYLE+HDWR DRAWER STYLE+HDWR **- 0 0 -**

CUSTOM LOW PROFILE TV CONSOLES

Customization Instructions.....	14
HL50 TV Consoles	15
HL73 TV Consoles.....	15
Low Profile Console Specs....	27



As shown: HL73A-OY-1M-1M-8M

CUSTOM LOW PROFILE TV CONSOLES COMMON FEATURES

Look for these common features throughout page 15

Made in the USA



Quality Furniture Construction

Made with select hardwoods and veneers.

Multiple Finish Options

Nine finish options available.

Soft-close Doors

Choice of door style and hardware option if applicable.

Adjustable Shelves with Metal Clips

Our cabinets come with multiple holes to maximize shelf adjustment. One shelf behind each door.

Drawers with Metal Drawer Glides

Choice of drawer style and hardware option if applicable.

Adjustable Floor Levelers

Height adjustable feet provide stability on uneven and carpeted surfaces.

Multiple Size and Style Options Available.

27.5" TALL

47"
WIDE



71"
WIDE



LOW PROFILE TV CONSOLES

- 47" and 71" WIDE LOW PROFILE TV CONSOLES
- MULTIPLE FINISH OPTIONS
- CHOICE OF DOOR, DRAWER AND HARDWARE STYLES
- QUICKLY DELIVERED TO YOUR HOME

CUSTOMIZE A CONSOLE IN 4 EASY STEPS

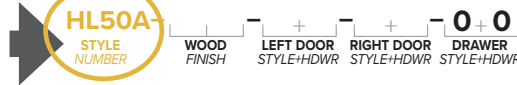
Example shown is style number HL50A-ES-1F-1F-00



step 1

PICK A STYLE

Begin by selecting a TV Console Style by its unique STYLE NUMBER.



step 2

PICK A WOOD FINISH

Enter a 2-letter WOOD FINISH code next to the style number in the spaces provided.




step 3

PICK A DOOR STYLE & HARDWARE


If applicable with your selected TV Console, choose a DOOR STYLE and a HARDWARE STYLE and enter the corresponding codes into the spaces provided.





*NOTE: A console may have one or two door style choices. Refer to the illustration for the positions of the doors; choose any door style.



WOOD DOOR OPTIONS



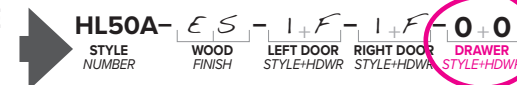
GLASS DOOR OPTIONS



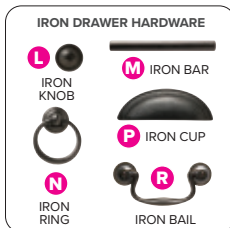
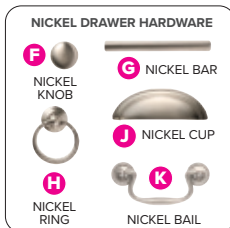
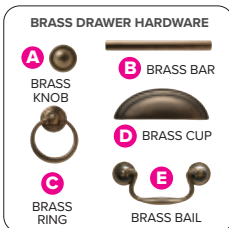
step 4

PICK A DRAWER STYLE & HARDWARE

If applicable with your selected TV Console, choose a DRAWER STYLE and a HARDWARE STYLE and enter the corresponding codes into the spaces provided.



*NOTE: A console with drawers has one drawer style choice. If there is NO DRAWER, enter "00".



The example console has no drawers, so the code "00" is entered.

LOW PROFILE TV CONSOLES



OVERALL DIMENSIONS:

HL50 STYLES: W 47.25" (120 cm) x D 15.5" (40 cm) x H 27.5" (70 cm)

HL73 STYLES: W 70.5" (179 cm) x D 15.5" (40 cm) x H 27.5" (70 cm)

(see diagrams on page 27)



As shown: HL50A-ES-1F-1F-00

HL50A



HL50B



HL50C



HL50D



HL50E



HL50F



HL50G



HL50H



HL73A



HL73B



HL73C



HL73D



HL73E



HL73F



HL73G



HL73H



HL73J



CUSTOM FIREPLACE CONSOLES

Customization
 Instructions..... 2
 46" Wide 10
 63" Wide 10
 72" Wide 10
 46" Wide / Extra Tall..... 11
 63" Wide / Extra Tall..... 12
 72" Wide / Extra Tall..... 12
 Fireplace Console Specs ... 29



As shown:
 FT63B-AB-2F-2F-9F

CUSTOM FIREPLACE CONSOLE COMMON FEATURES

Look for these common features throughout pages 10-12

Made in the USA



Fireplace with LED technology.

Five levels of flame brightness. 1500W infrared heater with adjustable temperature (59°-86°F). Heating function is optional. Remote or manual push button operation.

Quality Furniture Construction

Made with select hardwoods and veneers.

Multiple Finish Options

Nine finish options available.

Soft-close Doors

Choice of door style and hardware option if applicable.

Adjustable Shelves with Metal Clips

Our cabinets come with multiple holes to maximize shelf adjustment. One shelf behind each door.

Drawers with Metal Drawer Glides

Choice of drawer style and hardware option if applicable.

Adjustable Floor Levelers

Height adjustable feet provide stability on uneven and carpeted surfaces.

33" TALL

41" EXTRA TALL

46" WIDE



63" WIDE



72" WIDE



46" WIDE FIREPLACE CONSOLES



OVERALL DIMENSIONS:
W 46.25" (117 cm) x D 17.5" (45 cm) x H 33" (84 cm)
(see diagrams on page 29)

HOW TO CREATE A PART NUMBER:

Start with the style number below the selected style. Add custom options in the appropriate spaces. See page 2 for custom options.

FP72A- ES - 2 F - 2 F - 0 0

STYLE NUMBER WOOD FINISH LEFT DOOR STYLE+HDWR RIGHT DOOR STYLE+HDWR DRAWER STYLE+HDWR



FP46A- 0 0 - 0 0 - 0 0

STYLE NUMBER WOOD FINISH LEFT DOOR STYLE+HDWR RIGHT DOOR STYLE+HDWR DRAWER STYLE+HDWR



FP46B- 0 0 - 0 0 - 0 0

STYLE NUMBER WOOD FINISH LEFT DOOR STYLE+HDWR RIGHT DOOR STYLE+HDWR DRAWER STYLE+HDWR



FP46C- 0 0 - 0 0 - 0 0

STYLE NUMBER WOOD FINISH LEFT DOOR STYLE+HDWR RIGHT DOOR STYLE+HDWR DRAWER STYLE+HDWR



FP46D- 0 0 - 0 0 - 0 0

STYLE NUMBER WOOD FINISH LEFT DOOR STYLE+HDWR RIGHT DOOR STYLE+HDWR DRAWER STYLE+HDWR



FP46E- 0 0 - 0 0 - 0 0

STYLE NUMBER WOOD FINISH LEFT DOOR STYLE+HDWR RIGHT DOOR STYLE+HDWR DRAWER STYLE+HDWR



FP46F- 0 0 - 0 0 - 0 0

STYLE NUMBER WOOD FINISH LEFT DOOR STYLE+HDWR RIGHT DOOR STYLE+HDWR DRAWER STYLE+HDWR



FP46J- 0 0 - 0 0 - 0 0

STYLE NUMBER WOOD FINISH LEFT DOOR STYLE+HDWR RIGHT DOOR STYLE+HDWR DRAWER STYLE+HDWR



FP46K- 0 0 - 0 0 - 0 0

STYLE NUMBER WOOD FINISH LEFT DOOR STYLE+HDWR RIGHT DOOR STYLE+HDWR DRAWER STYLE+HDWR

63" WIDE FIREPLACE CONSOLES



OVERALL DIMENSIONS: Width 63" (160 cm) x Depth 17.5" (45 cm) x Height 33" (84 cm)
(see diagrams on page 29)



FP63A- 0 0 - 0 0 - 0 0

STYLE NUMBER WOOD FINISH LEFT DOOR STYLE+HDWR RIGHT DOOR STYLE+HDWR DRAWER STYLE+HDWR



FP63E- 0 0 - 0 0 - 0 0

STYLE NUMBER WOOD FINISH LEFT DOOR STYLE+HDWR RIGHT DOOR STYLE+HDWR DRAWER STYLE+HDWR



FP63J- 0 0 - 0 0 - 0 0

STYLE NUMBER WOOD FINISH LEFT DOOR STYLE+HDWR RIGHT DOOR STYLE+HDWR DRAWER STYLE+HDWR

72" WIDE FIREPLACE CONSOLES



OVERALL DIMENSIONS: Width 72.25" (183 cm) x Depth 17.5" (45 cm) x Height 33" (84 cm)
(see diagrams on page 29)



FP72A- 0 0 - 0 0 - 0 0

STYLE NUMBER WOOD FINISH LEFT DOOR STYLE+HDWR RIGHT DOOR STYLE+HDWR DRAWER STYLE+HDWR



FP72E- 0 0 - 0 0 - 0 0

STYLE NUMBER WOOD FINISH LEFT DOOR STYLE+HDWR RIGHT DOOR STYLE+HDWR DRAWER STYLE+HDWR



FP72J- 0 0 - 0 0 - 0 0

STYLE NUMBER WOOD FINISH LEFT DOOR STYLE+HDWR RIGHT DOOR STYLE+HDWR DRAWER STYLE+HDWR

46" WIDE / 41" EXTRA TALL FIREPLACE CONSOLES



OVERALL DIMENSIONS: Width 46.25" (117 cm) x Depth 17.5" (51 cm) x Height 41.25" (105 cm)
(see diagrams on page 29)

HOW TO CREATE A PART NUMBER:

Start with the style number below the selected style. Add custom options in the appropriate spaces. See page 2 for custom options.

FT46K- SC - XA - 00 - 9D
 STYLE NUMBER WOOD FINISH LEFT DOOR STYLE+HDWR RIGHT DOOR STYLE+HDWR DRAWER STYLE+HDWR



FT46A- 00 - 00 - 00
 STYLE NUMBER WOOD FINISH LEFT DOOR STYLE+HDWR RIGHT DOOR STYLE+HDWR DRAWER STYLE+HDWR



FT46B- 00 - 00 - 00
 STYLE NUMBER WOOD FINISH LEFT DOOR STYLE+HDWR RIGHT DOOR STYLE+HDWR DRAWER STYLE+HDWR



FT46C- 00 - 00 - 00
 STYLE NUMBER WOOD FINISH LEFT DOOR STYLE+HDWR RIGHT DOOR STYLE+HDWR DRAWER STYLE+HDWR



FT46D- 00 - 00 - 00
 STYLE NUMBER WOOD FINISH LEFT DOOR STYLE+HDWR RIGHT DOOR STYLE+HDWR DRAWER STYLE+HDWR



FT46E- 00 - 00 - 00
 STYLE NUMBER WOOD FINISH LEFT DOOR STYLE+HDWR RIGHT DOOR STYLE+HDWR DRAWER STYLE+HDWR



FT46F- 00 - 00 - 00
 STYLE NUMBER WOOD FINISH LEFT DOOR STYLE+HDWR RIGHT DOOR STYLE+HDWR DRAWER STYLE+HDWR



FT46G- 00 - 00 - 00
 STYLE NUMBER WOOD FINISH LEFT DOOR STYLE+HDWR RIGHT DOOR STYLE+HDWR DRAWER STYLE+HDWR



FT46H- 00 - 00 - 00
 STYLE NUMBER WOOD FINISH LEFT DOOR STYLE+HDWR RIGHT DOOR STYLE+HDWR DRAWER STYLE+HDWR



FT46J- 00 - 00 - 00
 STYLE NUMBER WOOD FINISH LEFT DOOR STYLE+HDWR RIGHT DOOR STYLE+HDWR DRAWER STYLE+HDWR



FT46K- 00 - 00 - 00
 STYLE NUMBER WOOD FINISH LEFT DOOR STYLE+HDWR RIGHT DOOR STYLE+HDWR DRAWER STYLE+HDWR

QUICK REFERENCE GUIDE (see page 2 for instructions on customizing a Console)

WOOD FINISHES	DOOR STYLE + HARDWARE		DRAWER STYLE + HARDWARE	
AV Antique Vanilla	DOOR STYLES		DRAWER STYLES	
AB Antique Black	4 Beveled Panel Wood	6 Glass Pane II	8 Flat Panel	00 No Drawer
CA Camden Oak	5 Inset Panel Wood	G Glass Pane III	9 Inset Panel	
ES Espresso	1 Plain Glass	P Glass Pane IV	HARDWARE OPTIONS	
VK Ivory Oak	2 Beveled Glass	X Glass Pane V	A Brass Knob	N Iron Ring
K1 Weathered	3 Glass Pane	00 No Door	F Nickel Knob	D Brass Cup
NC Newport	HARDWARE OPTIONS		L Iron Knob	J Nickel Cup
OY Oyster Gray Oak	A Brass Knob	M Iron Bar	B Brass Bar	P Iron Cup
SC Saratoga	F Nickel Knob	C Brass Ring	G Nickel Bar	E Brass Ball
	L Iron Knob	H Nickel Ring	M Iron Bar	K Nickel Ball
	B Brass Bar		C Brass Ring	R Iron Bail
	G Nickel Bar		H Nickel Ring	

63" / 41" EXTRA TALL FIREPLACE CONSOLES



OVERALL DIMENSIONS: Width 63" (160 cm) x Depth 17.5" (45 cm) x Height 41.25" (105 cm)
(see diagrams on page 29)



A
FT63A-
STYLE NUMBER WOOD FINISH LEFT DOOR STYLE+HDWR RIGHT DOOR STYLE+HDWR DRAWER STYLE+HDWR



B
FT63B-
STYLE NUMBER WOOD FINISH LEFT DOOR STYLE+HDWR RIGHT DOOR STYLE+HDWR DRAWER STYLE+HDWR



C
FT63C- 0 0
STYLE NUMBER WOOD FINISH LEFT DOOR STYLE+HDWR RIGHT DOOR STYLE+HDWR DRAWER STYLE+HDWR



D
FT63D- 0 0 0 0
STYLE NUMBER WOOD FINISH LEFT DOOR STYLE+HDWR RIGHT DOOR STYLE+HDWR DRAWER STYLE+HDWR



E
FT63E-
STYLE NUMBER WOOD FINISH LEFT DOOR STYLE+HDWR RIGHT DOOR STYLE+HDWR DRAWER STYLE+HDWR



F
FT63F- 0 0 0 0
STYLE NUMBER WOOD FINISH LEFT DOOR STYLE+HDWR RIGHT DOOR STYLE+HDWR DRAWER STYLE+HDWR



G
FT63G- 0 0 0 0
STYLE NUMBER WOOD FINISH LEFT DOOR STYLE+HDWR RIGHT DOOR STYLE+HDWR DRAWER STYLE+HDWR

72" / 41" EXTRA TALL FIREPLACE CONSOLES



OVERALL DIMENSIONS: Width 72.25" (183 cm) x Depth 17.5" (45 cm) x Height 41.25" (105 cm)
(see diagrams on page 29)



A
FT72A-
STYLE NUMBER WOOD FINISH LEFT DOOR STYLE+HDWR RIGHT DOOR STYLE+HDWR DRAWER STYLE+HDWR



B
FT72B-
STYLE NUMBER WOOD FINISH LEFT DOOR STYLE+HDWR RIGHT DOOR STYLE+HDWR DRAWER STYLE+HDWR



C
FT72C- 0 0
STYLE NUMBER WOOD FINISH LEFT DOOR STYLE+HDWR RIGHT DOOR STYLE+HDWR DRAWER STYLE+HDWR



D
FT72D-
STYLE NUMBER WOOD FINISH LEFT DOOR STYLE+HDWR RIGHT DOOR STYLE+HDWR DRAWER STYLE+HDWR



E
FT72E- 0 0 0 0
STYLE NUMBER WOOD FINISH LEFT DOOR STYLE+HDWR RIGHT DOOR STYLE+HDWR DRAWER STYLE+HDWR



F
FT72F- 0 0 0 0
STYLE NUMBER WOOD FINISH LEFT DOOR STYLE+HDWR RIGHT DOOR STYLE+HDWR DRAWER STYLE+HDWR



G
FT72G- 0 0 0 0
STYLE NUMBER WOOD FINISH LEFT DOOR STYLE+HDWR RIGHT DOOR STYLE+HDWR DRAWER STYLE+HDWR

CUSTOM HOME STORAGE

Customization Instructions..... 17

27" Wide Home Storage..... 18

50" Wide Home Storage ... 20

73" Wide Home Storage.... 22

Home Storage Specs..... 28



As shown: HS73A-AV-3L-3L-00

CUSTOM HOME STORAGE COMMON FEATURES

Look for these common features throughout pages 18-23

Made in the USA



Quality Furniture Construction

Made with select hardwoods and veneers.

Multiple Finish Options

Nine finish options available.

Soft-close Doors

Choice of door style and hardware option if applicable.

Adjustable Shelves with Metal Clips

Our cabinets come with multiple holes to maximize shelf adjustment. One shelf behind each door.

Drawers with Metal Drawer Glides

Choice of drawer style and hardware option if applicable.

Adjustable Floor Levelers

Height adjustable feet provide stability on uneven and carpeted surfaces.

54" TALL

77.75" TALL

27" WIDE



50" WIDE



73" WIDE





HOWARD MILLER CUSTOM HOME STORAGE

- 27", 50" and 73" WIDE HOME STORAGE
- MULTIPLE FINISH OPTIONS
- CHOICE OF DOOR, DRAWER AND HARDWARE STYLES
- QUICKLY DELIVERED TO YOUR HOME

CUSTOMIZE A CABINET IN 4 EASY STEPS

Example shown
is style number
HS50B-SC-00-4A-9D



step
1

PICK A STYLE

Begin by selecting a TV Console Style
by its unique STYLE NUMBER.

HS50B- -0+0- -+ -+
STYLE NUMBER WOOD FINISH GLASS DOOR STYLE+HDWR WOOD DOOR STYLE+HDWR DRAWER STYLE+HDWR




step
2

PICK A WOOD FINISH

Enter a 2-letter WOOD FINISH code next to
the style number in the spaces provided.

HS50B- SC -0+0- -+ -+
STYLE NUMBER WOOD FINISH GLASS DOOR STYLE+HDWR WOOD DOOR STYLE+HDWR DRAWER STYLE+HDWR



step
3


PICK A DOOR STYLE & HARDWARE

If applicable with your selected Home Storage Cabinet,
choose a DOOR STYLE and a HARDWARE STYLE and
enter the corresponding codes into the spaces provided.



HS50B- SC -0+0- 4+A -+
STYLE NUMBER WOOD FINISH GLASS DOOR STYLE+HDWR WOOD DOOR STYLE+HDWR DRAWER STYLE+HDWR

*NOTE: A Home Storage Cabinet with doors may have one or two door style choices. Refer to the illustration for the position of glass doors and wood doors. If there is NO DOOR, enter "00".

WOOD DOOR OPTIONS



GLASS DOOR OPTIONS



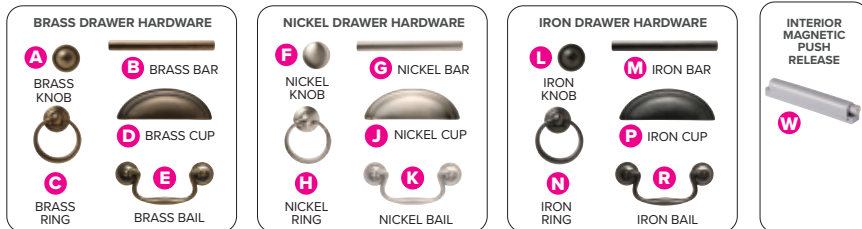
step
4

PICK A DRAWER STYLE & HARDWARE

If applicable with your selected Home Storage Cabinet,
choose a DRAWER STYLE and a HARDWARE STYLE and
enter the corresponding codes into the spaces provided.

HS50B- SC -0+0- 4+A 9+D
STYLE NUMBER WOOD FINISH GLASS DOOR STYLE+HDWR WOOD DOOR STYLE+HDWR DRAWER STYLE+HDWR

*NOTE: A Home Storage Cabinet with drawers has one drawer style choice. If there is NO DRAWER, enter "00".



27" WIDE HOME STORAGE



OVERALL DIMENSIONS:

HS27A-HS27G: W 27" (69 cm) x D 16.75" (42 cm) x H 54" (137 cm)

HS27H-HS27P: W 27" (69 cm) x D 16.75" (42 cm) x H 77.75" (198 cm)

(see diagrams on page 28)

**BEST
SELLER**

HOW TO CREATE A PART NUMBER:

Start with the style number below the selected style. Add custom options in the appropriate spaces. See page 17 for custom options.

HS27H-ES-1F-00-8+G
 STYLE NUMBER WOOD FINISH GLASS DOOR STYLE+HDWR WOOD DOOR STYLE+HDWR DRAWER STYLE+HDWR



As shown: HS27A-AV-00-00-8J



As shown: HS27H-ES-1F-00-8G

QUICK REFERENCE GUIDE

(see page 17 for instructions on customizing Home Storage)

WOOD FINISHES

AV Antique Vanilla **AB** Antique Black **CA** Camden Oak
ES Espresso **VK** Ivory Oak **K1** Weathered
NC Newport **OY** Oyster Gray Oak **SC** Saratoga

DOOR STYLE + DOOR HARDWARE

DOOR STYLES

4 Beveled Panel Wood **1** Plain Glass **G** Glass Pane III
5 Inset Panel Wood **2** Beveled Glass **P** Glass Pane IV
7 Flat Panel Wood **3** Glass Pane **X** Glass Pane V
6 Glass Pane II **00** No Door

HARDWARE OPTIONS

A Brass Knob **F** Nickel Knob **L** Iron Knob
B Brass Bar **G** Nickel Bar **M** Iron Bar
C Brass Ring **H** Nickel Ring **N** Iron Ring
W Push Release

DRAWER STYLE + DRAWER HARDWARE

DRAWER STYLES

8 Flat Panel Drawer **9** Inset Panel Drawer **00** No Drawer

HARDWARE OPTIONS

A Brass Knob **F** Nickel Knob **L** Iron Knob
B Brass Bar **G** Nickel Bar **M** Iron Bar
C Brass Ring **H** Nickel Ring **N** Iron Ring
D Brass Cup **J** Nickel Cup **P** Iron Cup
E Brass Bail **K** Nickel Bail **R** Iron Bail
W Push Release



HS27A-
 STYLE NUMBER WOOD FINISH GLASS DOOR STYLE+HDWR WOOD DOOR STYLE+HDWR DRAWER STYLE+HDWR



HS27B-
 STYLE NUMBER WOOD FINISH GLASS DOOR STYLE+HDWR WOOD DOOR STYLE+HDWR DRAWER STYLE+HDWR



HS27C-
 STYLE NUMBER WOOD FINISH GLASS DOOR STYLE+HDWR WOOD DOOR STYLE+HDWR DRAWER STYLE+HDWR



HS27D-
 STYLE NUMBER WOOD FINISH GLASS DOOR STYLE+HDWR WOOD DOOR STYLE+HDWR DRAWER STYLE+HDWR



HS27E-
 STYLE NUMBER WOOD FINISH GLASS DOOR STYLE+HDWR WOOD DOOR STYLE+HDWR DRAWER STYLE+HDWR



HS27F-
 STYLE NUMBER WOOD FINISH GLASS DOOR STYLE+HDWR WOOD DOOR STYLE+HDWR DRAWER STYLE+HDWR

HOME STORAGE CABINETS



G

HS27G- $\frac{0+0}{-}$ $\frac{0+0}{-}$
STYLE NUMBER WOOD FINISH GLASS DOOR WOOD DOOR DRAWER
STYLE+HDWR STYLE+HDWR STYLE+HDWR



H

HS27H- $\frac{0+0}{-}$ $\frac{0+0}{-}$
STYLE NUMBER WOOD FINISH GLASS DOOR WOOD DOOR DRAWER
STYLE+HDWR STYLE+HDWR STYLE+HDWR



J

HS27J- $\frac{0+0}{-}$ $\frac{0+0}{-}$
STYLE NUMBER WOOD FINISH GLASS DOOR WOOD DOOR DRAWER
STYLE+HDWR STYLE+HDWR STYLE+HDWR



K

HS27K- $\frac{0+0}{-}$ $\frac{0+0}{-}$ $\frac{0+0}{-}$
STYLE NUMBER WOOD FINISH GLASS DOOR WOOD DOOR DRAWER
STYLE+HDWR STYLE+HDWR STYLE+HDWR



L

HS27L- $\frac{0+0}{-}$ $\frac{0+0}{-}$ $\frac{0+0}{-}$
STYLE NUMBER WOOD FINISH GLASS DOOR WOOD DOOR DRAWER
STYLE+HDWR STYLE+HDWR STYLE+HDWR



M

HS27M- $\frac{0+0}{-}$ $\frac{0+0}{-}$ $\frac{0+0}{-}$
STYLE NUMBER WOOD FINISH GLASS DOOR WOOD DOOR DRAWER
STYLE+HDWR STYLE+HDWR STYLE+HDWR



N

HS27N- $\frac{0+0}{-}$ $\frac{0+0}{-}$
STYLE NUMBER WOOD FINISH GLASS DOOR WOOD DOOR DRAWER
STYLE+HDWR STYLE+HDWR STYLE+HDWR



P

HS27P- $\frac{0+0}{-}$ $\frac{0+0}{-}$ $\frac{0+0}{-}$
STYLE NUMBER WOOD FINISH GLASS DOOR WOOD DOOR DRAWER
STYLE+HDWR STYLE+HDWR STYLE+HDWR

50" WIDE HOME STORAGE



OVERALL DIMENSIONS:

HS50A-HS50G: W 50.25" (127 cm) x D 16.75" (42 cm) x H 54" (137 cm)

HS50H-HS50P: W 50.25" (127 cm) x D 16.75" (42 cm) x H 77.75" (198 cm)

(see diagrams on page 28)



BEST SELLER

As shown:
HS50B-SC-00-4A-9D

HOW TO CREATE A PART NUMBER:

Start with the style number below the selected style. Add custom options in the appropriate spaces. See page 17 for custom options.

HS50B- SC - 0 + 0 - 4 + A - 9 + D
 STYLE WOOD GLASS DOOR WOOD DOOR DRAWER
 NUMBER FINISH STYLE+HDWR STYLE+HDWR STYLE+HDWR

QUICK REFERENCE GUIDE

(see page 17 for instructions on customizing Home Storage)

WOOD FINISHES

AV Antique Vanilla **AB** Antique Black **CA** Camden Oak
ES Espresso **VK** Ivory Oak **K1** Weathered
NC Newport **OY** Oyster Gray Oak **SC** Saratoga

DOOR STYLE + DOOR HARDWARE

DOOR STYLES

4 Beveled Panel Wood **1** Plain Glass **G** Glass Pane III
5 Inset Panel Wood **2** Beveled Glass **P** Glass Pane IV
7 Flat Panel Wood **3** Glass Pane **X** Glass Pane V
6 Glass Pane II **00** No Door

HARDWARE OPTIONS

A Brass Knob **F** Nickel Knob **L** Iron Knob
B Brass Bar **G** Nickel Bar **M** Iron Bar
C Brass Ring **H** Nickel Ring **N** Iron Ring
W Push Release

DRAWER STYLE + DRAWER HARDWARE

DRAWER STYLES

8 Flat Panel Drawer **9** Inset Panel Drawer **00** No Drawer

HARDWARE OPTIONS

A Brass Knob **F** Nickel Knob **L** Iron Knob
B Brass Bar **G** Nickel Bar **M** Iron Bar
C Brass Ring **H** Nickel Ring **N** Iron Ring
D Brass Cup **J** Nickel Cup **P** Iron Cup
E Brass Bail **K** Nickel Bail **R** Iron Bail
W Push Release

A



HS50A- 0 + 0 - 0 + 0
 STYLE WOOD GLASS DOOR WOOD DOOR DRAWER
 NUMBER FINISH STYLE+HDWR STYLE+HDWR STYLE+HDWR



As shown: HS50A-AB-00-00-8C

B



HS50B- 0 + 0 - + + + +
 STYLE WOOD GLASS DOOR WOOD DOOR DRAWER
 NUMBER FINISH STYLE+HDWR STYLE+HDWR STYLE+HDWR

C



HS50C- + + + + - 0 + 0
 STYLE WOOD GLASS DOOR WOOD DOOR DRAWER
 NUMBER FINISH STYLE+HDWR STYLE+HDWR STYLE+HDWR

D



HS50D- 0 + 0 - + + + +
 STYLE WOOD GLASS DOOR WOOD DOOR DRAWER
 NUMBER FINISH STYLE+HDWR STYLE+HDWR STYLE+HDWR

E



HS50E- 0 + 0 - + - 0 + 0
 STYLE WOOD GLASS DOOR WOOD DOOR DRAWER
 NUMBER FINISH STYLE+HDWR STYLE+HDWR STYLE+HDWR

F



HS50F- + + - 0 + 0 - 0 + 0
 STYLE WOOD GLASS DOOR WOOD DOOR DRAWER
 NUMBER FINISH STYLE+HDWR STYLE+HDWR STYLE+HDWR

G



HS50G- 0 + 0 - 0 + 0 - + + + +
 STYLE WOOD GLASS DOOR WOOD DOOR DRAWER
 NUMBER FINISH STYLE+HDWR STYLE+HDWR STYLE+HDWR

HOME STORAGE CABINETS



As shown:
HS50K-ES-1F-00-8G

H



HS50H-
STYLE NUMBER WOOD FINISH GLASS DOOR STYLE+HDWR WOOD DOOR STYLE+HDWR DRAWER STYLE+HDWR

J



HS50J-
STYLE NUMBER WOOD FINISH GLASS DOOR STYLE+HDWR WOOD DOOR STYLE+HDWR DRAWER STYLE+HDWR

K



HS50K-
STYLE NUMBER WOOD FINISH GLASS DOOR STYLE+HDWR WOOD DOOR STYLE+HDWR DRAWER STYLE+HDWR

L



HS50L-
STYLE NUMBER WOOD FINISH GLASS DOOR STYLE+HDWR WOOD DOOR STYLE+HDWR DRAWER STYLE+HDWR

M



HS50M-
STYLE NUMBER WOOD FINISH GLASS DOOR STYLE+HDWR WOOD DOOR STYLE+HDWR DRAWER STYLE+HDWR

N



HS50N-
STYLE NUMBER WOOD FINISH GLASS DOOR STYLE+HDWR WOOD DOOR STYLE+HDWR DRAWER STYLE+HDWR

P



HS50P-
STYLE NUMBER WOOD FINISH GLASS DOOR STYLE+HDWR WOOD DOOR STYLE+HDWR DRAWER STYLE+HDWR

73" WIDE HOME STORAGE



OVERALL DIMENSIONS:

HS73A-HS73J: W 73.25" (185 cm) x D 16.75" (42 cm) x H 54" (137 cm)

HS73K-HS73T: W 73.25" (185 cm) x D 16.75" (42 cm) x H 77.75" (198 cm)

(see diagrams on page 28)

HOW TO CREATE A PART NUMBER:

Start with the style number below the selected style. Add custom options in the appropriate spaces. See page 17 for custom options.

HS73P- SC - 2 A - 4 A - 9 C

STYLE NUMBER WOOD FINISH GLASS DOOR STYLE+HDWR WOOD DOOR STYLE+HDWR DRAWER STYLE+HDWR

BEST SELLER

As shown:
HS73P-SC-2A-4A-9C

QUICK REFERENCE GUIDE

(see page 17 for instructions on customizing Home Storage)

WOOD FINISHES

AV Antique Vanilla **AB** Antique Black **CA** Camden Oak
ES Espresso **VK** Ivory Oak **K1** Weathered
NC Newport **OY** Oyster Gray Oak **SC** Saratoga

DOOR STYLE + DOOR HARDWARE

DOOR STYLES

4 Beveled Panel Wood **1** Plain Glass **G** Glass Pane III
5 Inset Panel Wood **2** Beveled Glass **P** Glass Pane IV
7 Flat Panel Wood **3** Glass Pane **X** Glass Pane V
6 Glass Pane II **00** No Door

HARDWARE OPTIONS

A Brass Knob **F** Nickel Knob **L** Iron Knob
B Brass Bar **G** Nickel Bar **M** Iron Bar
C Brass Ring **H** Nickel Ring **N** Iron Ring
W Push Release

DRAWER STYLE + DRAWER HARDWARE

DRAWER STYLES

8 Flat Panel Drawer **9** Inset Panel Drawer **00** No Drawer

HARDWARE OPTIONS

A Brass Knob **F** Nickel Knob **L** Iron Knob
B Brass Bar **G** Nickel Bar **M** Iron Bar
C Brass Ring **H** Nickel Ring **N** Iron Ring
D Brass Cup **J** Nickel Cup **P** Iron Cup
E Brass Bail **K** Nickel Bail **R** Iron Bail
W Push Release



As shown: HS73A-AV-3L-00-00



HS73A- - - 0 0 - 0 0

STYLE NUMBER WOOD FINISH GLASS DOOR STYLE+HDWR WOOD DOOR STYLE+HDWR DRAWER STYLE+HDWR



HS73B- - - - 0 0 - 0 0

STYLE NUMBER WOOD FINISH GLASS DOOR STYLE+HDWR WOOD DOOR STYLE+HDWR DRAWER STYLE+HDWR



HS73C- - - 0 0 - -

STYLE NUMBER WOOD FINISH GLASS DOOR STYLE+HDWR WOOD DOOR STYLE+HDWR DRAWER STYLE+HDWR



HS73D- - - 0 0 - 0 0 - -

STYLE NUMBER WOOD FINISH GLASS DOOR STYLE+HDWR WOOD DOOR STYLE+HDWR DRAWER STYLE+HDWR



HS73E- - - 0 0 - 0 0 - -

STYLE NUMBER WOOD FINISH GLASS DOOR STYLE+HDWR WOOD DOOR STYLE+HDWR DRAWER STYLE+HDWR



HS73F- - - - - -

STYLE NUMBER WOOD FINISH GLASS DOOR STYLE+HDWR WOOD DOOR STYLE+HDWR DRAWER STYLE+HDWR



HS73G- - - 0 0 - - - -

STYLE NUMBER WOOD FINISH GLASS DOOR STYLE+HDWR WOOD DOOR STYLE+HDWR DRAWER STYLE+HDWR



HS73H- - - - - - 0 0

STYLE NUMBER WOOD FINISH GLASS DOOR STYLE+HDWR WOOD DOOR STYLE+HDWR DRAWER STYLE+HDWR

HOME STORAGE CABINETS



HS73J-
STYLE NUMBER WOOD FINISH GLASS DOOR STYLE+HDWR WOOD DOOR STYLE+HDWR DRAWER STYLE+HDWR **- 0 + 0 -**



HS73K-
STYLE NUMBER WOOD FINISH GLASS DOOR STYLE+HDWR WOOD DOOR STYLE+HDWR DRAWER STYLE+HDWR **- 0 + 0 -**



HS73L-
STYLE NUMBER WOOD FINISH GLASS DOOR STYLE+HDWR WOOD DOOR STYLE+HDWR DRAWER STYLE+HDWR **- 0 + 0 - 0 + 0 -**



HS73M-
STYLE NUMBER WOOD FINISH GLASS DOOR STYLE+HDWR WOOD DOOR STYLE+HDWR DRAWER STYLE+HDWR **- 0 + 0 -**



HS73N-
STYLE NUMBER WOOD FINISH GLASS DOOR STYLE+HDWR WOOD DOOR STYLE+HDWR DRAWER STYLE+HDWR **- 0 + 0 -**



HS73P-
STYLE NUMBER WOOD FINISH GLASS DOOR STYLE+HDWR WOOD DOOR STYLE+HDWR DRAWER STYLE+HDWR **- 0 + 0 -**



HS73R-
STYLE NUMBER WOOD FINISH GLASS DOOR STYLE+HDWR WOOD DOOR STYLE+HDWR DRAWER STYLE+HDWR **- 0 + 0 -**



HS73S-
STYLE NUMBER WOOD FINISH GLASS DOOR STYLE+HDWR WOOD DOOR STYLE+HDWR DRAWER STYLE+HDWR **- 0 + 0 -**



HS73T-
STYLE NUMBER WOOD FINISH GLASS DOOR STYLE+HDWR WOOD DOOR STYLE+HDWR DRAWER STYLE+HDWR **- 0 + 0 -**

CUSTOM WINE & BAR CONSOLES

Customization
 Instructions 25
 46" Wide Wine & Bar 26
 63" Wide Wine & Bar 26
 Wine & Bar Console Specs.... 28



As shown: WS46E-ES-1F-1F-9F

CUSTOM WINE & BAR CONSOLE COMMON FEATURES

Look for these common features throughout page 26

Made in the USA



Wine Storage Compartment

Includes a wine rack and a hanging stemware rack.

Bottle Shelf Storage Compartment

Includes two bottle storage shelves on inside door, an adjustable shelf, and an attached bottle cap opener.

Quality Furniture Construction

Made with select hardwoods and veneers.

Multiple Finish Options

Nine finish options available.

Locking, Soft-close Doors

Choice of door style and hardware option if applicable.

Adjustable Shelves with Metal Clips

Our cabinets come with multiple holes to maximize shelf adjustment.

Drawers with Metal Drawer Glides

Choice of drawer style and hardware option if applicable.

Adjustable Floor Levelers

Height adjustable feet provide stability on uneven and carpeted surfaces.

Multiple Size and Style Options Available.

41" EXTRA TALL

46" WIDE



63" WIDE



WINE & BAR CONSOLES

- 46" and 63" WIDE WINE & BAR CONSOLES
- MULTIPLE FINISH OPTIONS
- CHOICE OF DOOR, DRAWER AND HARDWARE STYLES
- QUICKLY DELIVERED TO YOUR HOME

CUSTOMIZE A CONSOLE IN 4 EASY STEPS

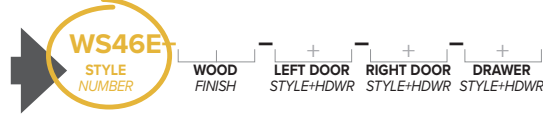
EXAMPLE SHOWN
IS STYLE NUMBER
WS46E-ES-1F-1F-9F



step
1

PICK A STYLE

Begin by selecting a Console Style by its unique STYLE NUMBER.




E



step
2

PICK A WOOD FINISH

Enter a 2-letter WOOD FINISH code next to the style number in the spaces provided.



step
3

PICK A DOOR STYLE & HARDWARE

If applicable with your selected Console, choose a DOOR STYLE and a HARDWARE STYLE and enter the corresponding codes into the spaces provided.



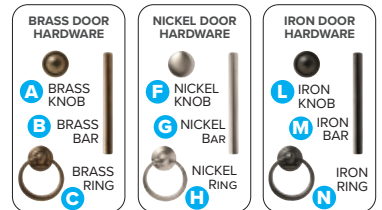
*NOTE: A console may have one or two door style choices. Refer to the illustration for the positions of the doors; choose any door style.



WOOD DOOR OPTIONS



GLASS DOOR OPTIONS



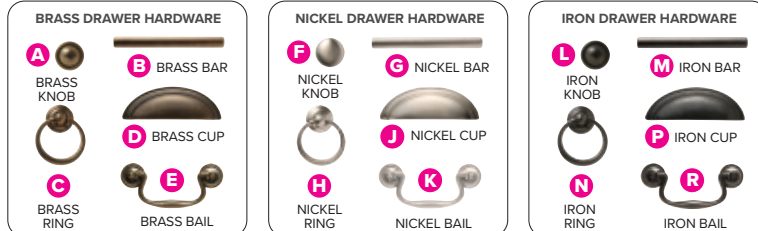


step
4

PICK A DRAWER STYLE & HARDWARE

If applicable with your selected Console, choose a DRAWER STYLE and a HARDWARE STYLE and enter the corresponding codes into the spaces provided.



*NOTE: Consoles have one drawer style choice.



46" WIDE CUSTOM WINE & BAR CONSOLES



OVERALL DIMENSIONS: Width 46.25" (117 cm) x Depth 17.5" (45 cm) x Height 41.25" (105 cm)
(see diagrams on page 28)



WS46D
STYLE NUMBER WOOD FINISH LEFT DOOR STYLE+HDWR RIGHT DOOR STYLE+HDWR DRAWER STYLE+HDWR



WS46E
STYLE NUMBER WOOD FINISH LEFT DOOR STYLE+HDWR RIGHT DOOR STYLE+HDWR DRAWER STYLE+HDWR



WS46F
STYLE NUMBER WOOD FINISH LEFT DOOR STYLE+HDWR RIGHT DOOR STYLE+HDWR DRAWER STYLE+HDWR



WS46G
STYLE NUMBER WOOD FINISH LEFT DOOR STYLE+HDWR RIGHT DOOR STYLE+HDWR DRAWER STYLE+HDWR



As shown: WS46E-ES-1F-1F-9F

63" WIDE CUSTOM WINE & BAR CONSOLES



OVERALL DIMENSIONS: W 63.25" (161 cm) x D 17.5" (45 cm) x H 41.25" (105 cm)
(see diagrams on page 30)



WS63A
STYLE NUMBER WOOD FINISH LEFT DOOR STYLE+HDWR RIGHT DOOR STYLE+HDWR DRAWER STYLE+HDWR



WS63B
STYLE NUMBER WOOD FINISH LEFT DOOR STYLE+HDWR RIGHT DOOR STYLE+HDWR DRAWER STYLE+HDWR



Bottom drawer of WS63A, WS63B, WS63C & WS63D is extra deep and includes a faux double drawer front. All other drawers are single.



WS63C
STYLE NUMBER WOOD FINISH LEFT DOOR STYLE+HDWR RIGHT DOOR STYLE+HDWR DRAWER STYLE+HDWR



WS63D
STYLE NUMBER WOOD FINISH LEFT DOOR STYLE+HDWR RIGHT DOOR STYLE+HDWR DRAWER STYLE+HDWR



WS63E
STYLE NUMBER WOOD FINISH OUTER DOORS STYLE+HDWR INNER DOOR STYLE+HDWR DRAWER STYLE+HDWR



WS63F
STYLE NUMBER WOOD FINISH OUTER DOORS STYLE+HDWR INNER DOOR STYLE+HDWR DRAWER STYLE+HDWR



WS63G
STYLE NUMBER WOOD FINISH OUTER DOORS STYLE+HDWR INNER DOOR STYLE+HDWR DRAWER STYLE+HDWR

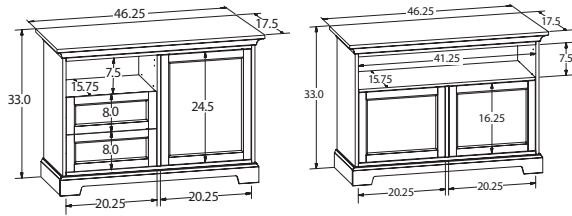


WS63H
STYLE NUMBER WOOD FINISH OUTER DOORS STYLE+HDWR INNER DOOR STYLE+HDWR DRAWER STYLE+HDWR

CUSTOM CABINET SPECIFICATIONS: TV CONSOLES

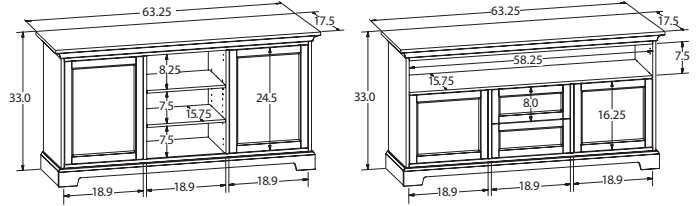
46" WIDE TV CONSOLES

Width 46.25" x Depth 17.5" x Height 33"



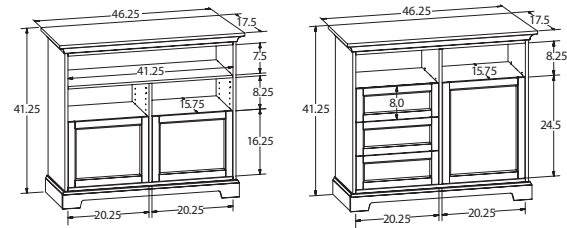
63" WIDE TV CONSOLES

Width 63" x Depth 17.5" x Height 33"



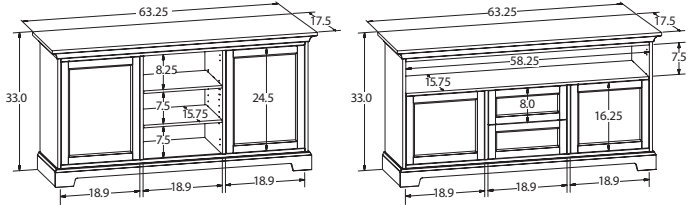
46" WIDE / 41" EXTRA TALL TV CONSOLES

Width 46.25" x Depth 17.5" x Height 41.25"



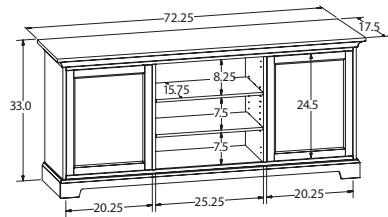
63" WIDE / 41" EXTRA TALL TV CONSOLES

Width 63" x Depth 17.5" x Height 41.25"



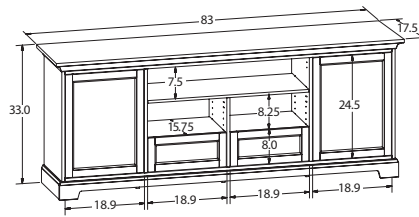
72" WIDE TV CONSOLES

Width 72.25" x Depth 17.5" x Height 33"



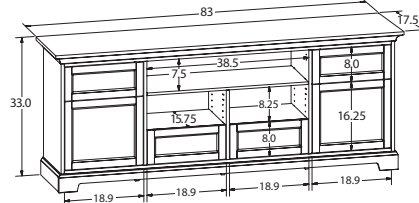
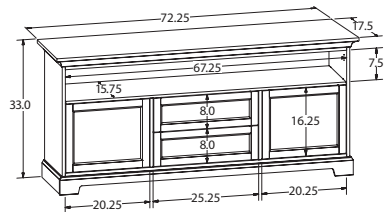
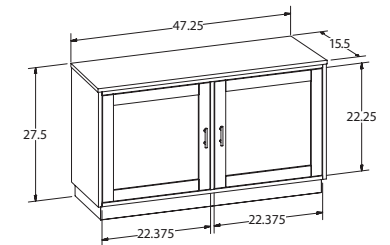
83" WIDE TV CONSOLES

Width 83" x Depth 17.5" x Height 33"



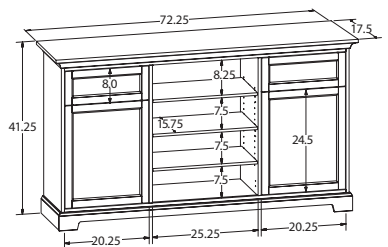
HL50 LOW PROFILE CUSTOM TV CONSOLES

Width 47.25" x Depth 15.5" x Height 27.5"



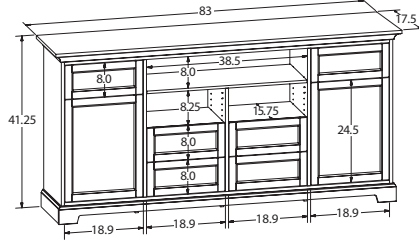
72" WIDE / 41" EXTRA TALL TV CONSOLES

Width 72.25" x Depth 17.5" x Height 41.25"



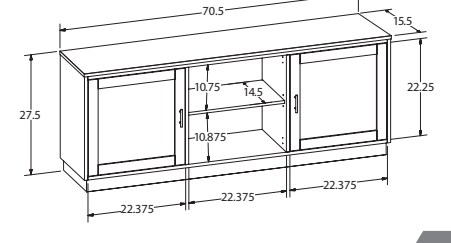
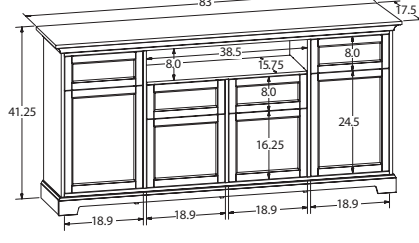
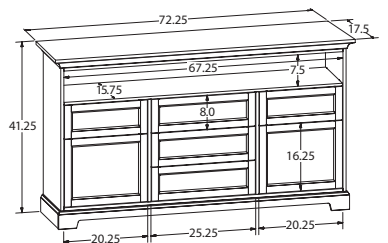
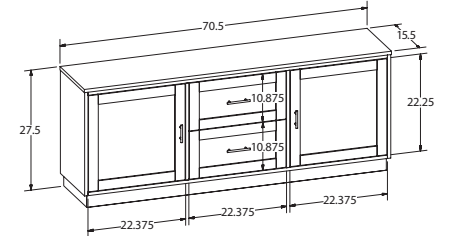
83" WIDE / 41" EXTRA TALL TV CONSOLES

Width 83" x Depth 17.5" x Height 41.25"



HL73 LOW PROFILE CUSTOM TV CONSOLES

Width 70.5" x Depth 15.5" x Height 27.5"

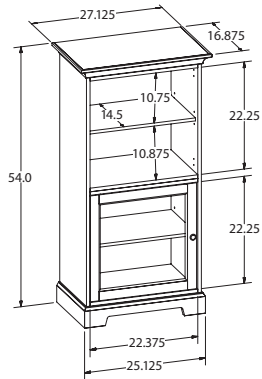


CUSTOM CABINET SPECIFICATIONS: HOME STORAGE

27" WIDE HOME STORAGE

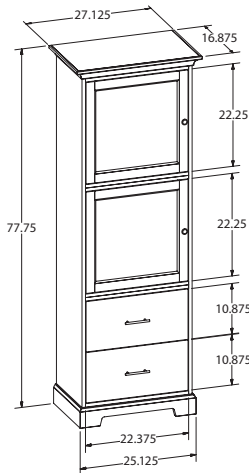
HS27A-HS27G STYLES:

Width 27" x Depth 16.75" x Height 54"



HS27H-HS27P STYLES:

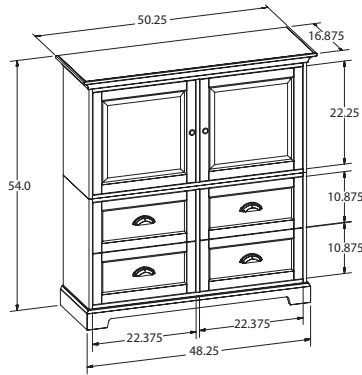
Width 27" x Depth 16.75" x Height 77.75"



50" WIDE HOME STORAGE

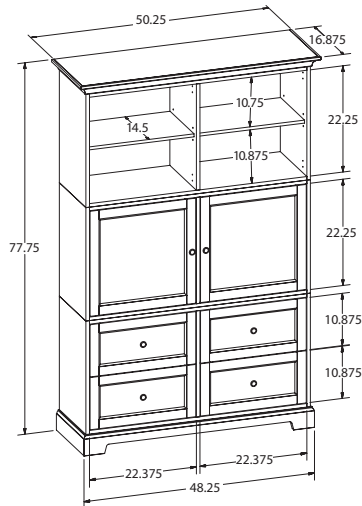
HS50A-HS50G STYLES:

Width 50.25" x Depth 16.75" x Height 54"



HS50H-HS50P STYLES:

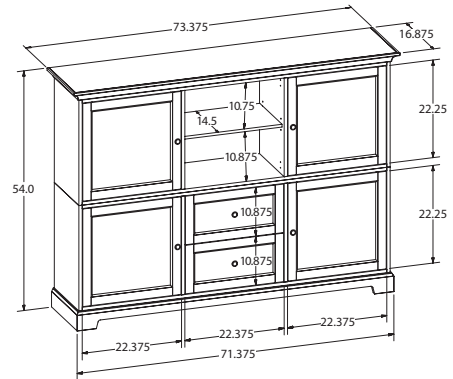
Width 50.25" x Depth 16.75" x Height 77.75"



73" WIDE HOME STORAGE

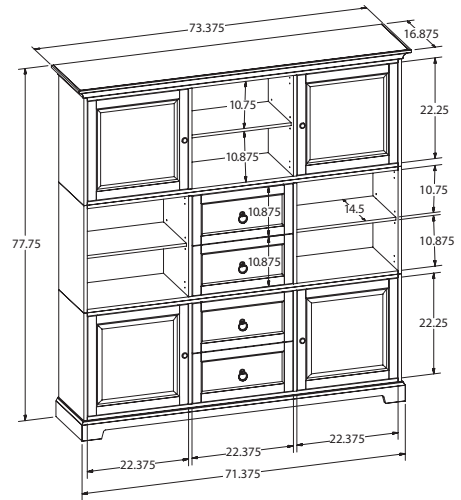
HS73A-HS73J STYLES:

Width 73.25" x Depth 16.75" x Height 54"



HS73K-HS73T STYLES:

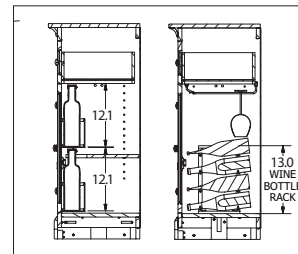
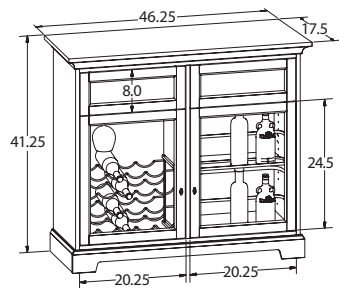
Width 73.25" x Depth 16.75" x Height 77.75"



CUSTOM CABINET SPECIFICATIONS: WINE & BAR CONSOLES

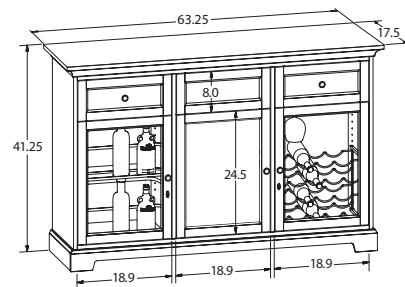
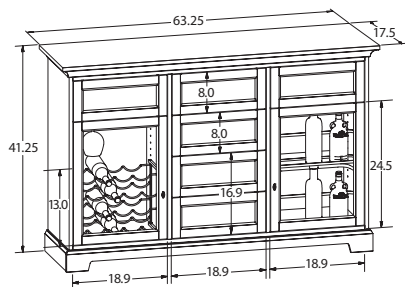
46" WIDE CUSTOM WINE & BAR CONSOLES

Width 46.25" x Depth 17.5" x Height 41.25"



63" WIDE CUSTOM WINE & BAR CONSOLES

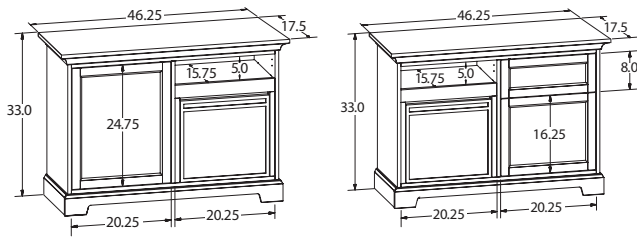
Width 63" x Depth 17.5" x Height 41.25"



CUSTOM CABINET SPECIFICATIONS: FIREPLACE CONSOLES

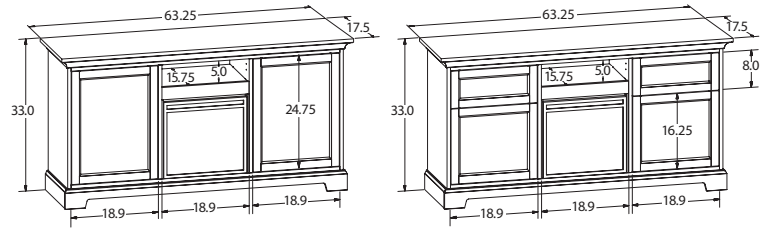
46" WIDE FIREPLACE CONSOLES

Width 46.25" x Depth 17.5" x Height 33"



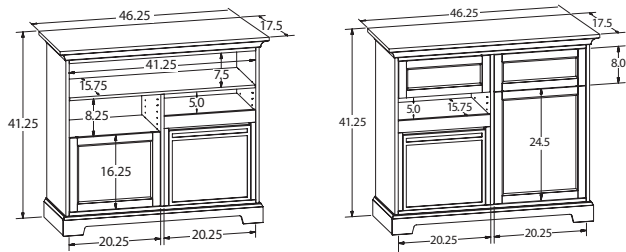
63" WIDE FIREPLACE CONSOLES

Width 63" x Depth 17.5" x Height 33"



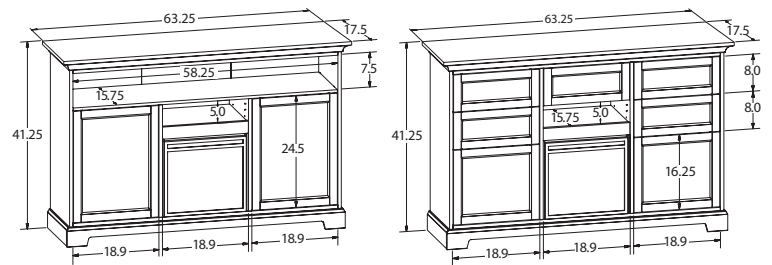
46" WIDE / 41" EXTRA TALL FIREPLACE CONSOLES

Width 46.25" x Depth 17.5" x Height 41.25"



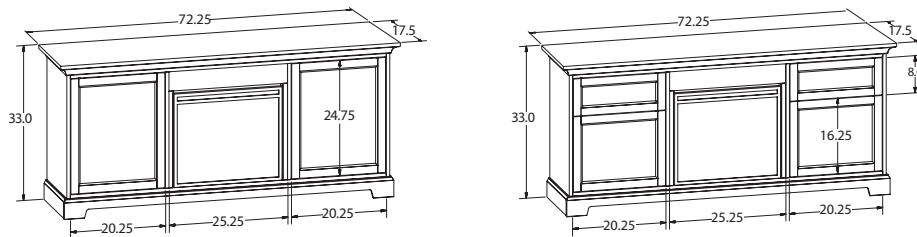
63" WIDE / 41" EXTRA TALL FIREPLACE CONSOLES

Width 63" x Depth 17.5" x Height 41.25"



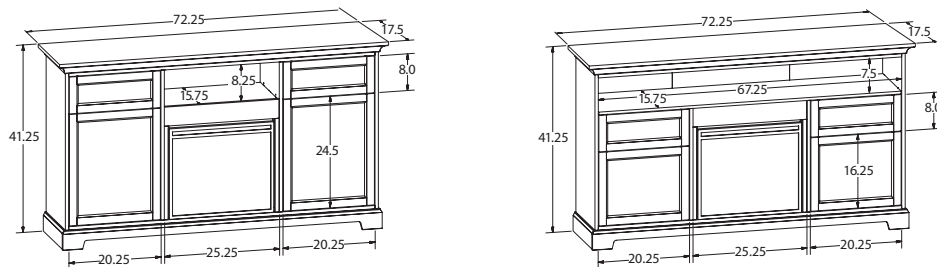
72" WIDE FIREPLACE CONSOLES

Width 72.25" x Depth 17.5" x Height 33"



72" WIDE / 41" EXTRA TALL FIREPLACE CONSOLES

Width 72.25" x Depth 17.5" x Height 41.25"



CURIO DISPLAY CABINETS



Curio Display Cabinets 30
 Console Display Curios..... 48
 Corner Display Curios 49
 Bookcases..... 54



TYLER CURIO CABINET, PAGE 39

CURIO DISPLAY CABINET COMMON FEATURES

Look for these common features, pages 31-54

-  **Made in the USA**
-  **Locking doors***
Feel confident your valuable collectibles are secure.
-  **Front sliding doors***
Front locking door slides in both directions.
- Adjustable glass shelves***
Cabinets come with multiple holes to maximize shelf adjustment for any size collectible.
- Pad-Lock™ metal shelf clips***
Padded, metal shelf clips lock shelves in place for maximum stability.
-  **Plate Grooves***
Allow for vertical display of plates.
-  **No Reach™ Touch-Lite™ Switch**
Tap the easily accessible upper right door hinge for four levels of light: low, medium, high and off.
-  **No Reach™ On/Off Light Switch**
Located on the back of the cabinet and is easily accessible. A handy key holder is attached.
-  **3X Power Strip Outlet**
Provides convenient access to power in your bar's prep area for operating small appliances.
-  **Adjustable Floor Levelers**
Height adjustable feet provide stability on uneven and carpeted surfaces.

* Available on most curios display cabinets.



ANSEL



ANSEL II

2 AVAILABLE FINISHES



ANSEL 680690

Amber Brown finish is wire-brushed for a natural, reclaimed wood appearance.

ANSEL II 680691

Smoke Grey finish is wire-brushed for a natural, reclaimed wood appearance.

H. 78" (198 cm), W. 35.75" (91 cm), D. 15" (38 cm)

Made with select hardwoods and veneers. Hand-forged, lightly distressed iron leg base. Two-way sliding front door locks. Glass mirrored back. Four adjustable glass shelves; five levels of display. No-Reach™ roller light switch for interior LED light is located on back. Adjustable floor levelers. Some assembly required.

5 AVAILABLE FINISHES



QUINN 680598

Aged Natural finish is wire brushed for a natural, reclaimed wood appearance.

QUINN II 680599

Burnished Silver finish is lightly wire brushed for a natural, reclaimed wood appearance. Includes glass mirrored bottom.

QUINN III 680680

Aged Java finish is wire brushed for a natural, reclaimed wood appearance.

QUINN IV 680681

Aged Linen finish is wire brushed for a natural, reclaimed wood appearance.

QUINN V 680682

Aged Grey finish is wire brushed for a natural, reclaimed wood appearance.

H. 78.75" (200 cm), W. 35.75" (91 cm), D. 15.5" (39 cm)
 Made with select hardwoods and veneers. Distinctive charcoal finished base. Hinged front glass doors with antique charcoal finished bar pulls. Glass mirrored back. Four adjustable glass shelves; five levels of display. Plate grooves. No-Reach™ roller light switch for interior light is located on the back. Adjustable floor levelers. Design allows for two or more to be used as bunching cabinets. *Glass front doors require some assembly.*



Two or more cabinets may be bunched together.



QUINN



QUINN II

QUINN III



QUINN IV



QUINN V

CURIO DISPLAY CABINETS

2 AVAILABLE FINISHES



REEKO 680696

Smoke Grey Finish on select hardwoods and veneers is wire brushed for a natural, reclaimed wood appearance.

REEKO II 680697

Aged Auburn Finish on select hardwoods and veneers is wire brushed for a natural, reclaimed wood appearance.

H. 83" (211 cm)

W. 35.75" (91 cm)

D. 16.5" (42 cm)

Arched curio features a hinged, charcoal finished door framed with glass side and upper inset panels. Locking front door. Glass mirrored back. Four adjustable glass shelves with solid wood mullions; five levels of display. Continuous holes for shelf adjustment. Plate grooves. No-Reach™ roller light switch for interior light is located on back. Adjustable floor levelers. Design allows for two or more to be used as bunching cabinets.



REEKO



REEKO II



Two or more cabinets may be bunched together.



RAMONA II



RAMONA

2 AVAILABLE FINISHES



RAMONA 680700

Smoke Grey finish on select hardwoods and veneers is wire brushed for a natural, reclaimed wood appearance.

RAMONA II 680701

Burnished Silver finish on select hardwoods and veneers is lightly wire brushed for a natural, reclaimed wood appearance.

Height 84" (213 cm)

Width 40" (102 cm)

Depth 18" (46 cm)

This cabinet made with select hardwoods and veneers and includes a wire brushed finish for a natural, reclaimed wood appearance. Metal base with sculpted legs, finished in an aged iron. Arched top with charcoal finished arched doors and grille inserts. Glass side panels. Locking doors with antique charcoal finished bar pulls. Glass mirrored back. Four adjustable glass shelves with solid wood mullions; five levels of display. Continuous holes for shelf adjustment. Plate grooves. No-Reach™ roller light switch for interior light is located on the back. Adjustable floor levelers. Some assembly required.



SHEENA

3 AVAILABLE FINISHES



SHEENA 680692

Aged Mocha Finish on select hardwoods and veneers is wire brushed for a natural, reclaimed wood appearance.

SHEENA II 680693

Aged Linen Finish on select hardwoods and veneers is wire brushed for a natural, reclaimed wood appearance.

SHEENA III 680694

Smoked Grey Finish on select hardwoods and veneers is wire brushed for a natural, reclaimed wood appearance.

H. 78.75" (200 cm)
W. 35.75" (91 cm)
D. 16.25" (41 cm)

Aged nickel finished legs on metal base. Two large, hinged glass doors—square pulls finished in aged nickel. Glass mirrored back. Four adjustable glass shelves; five levels of display. Continuous holes for shelf adjustment. Plate grooves. No-Reach™ roller light switch for interior light is located on back. Adjustable floor levelers. Two or more to be used as bunching cabinets. Some assembly required.



SHEENA III

SHEENA II



Two or more cabinets may be bunched together.

3 AVAILABLE FINISHES



LARSON 680750

Espresso finish.

LARSON II 680751

Silver finish.

LARSON III 680752

Gloss White finish.

H. 81.5" (207 cm)
W. 35.75" (91 cm)
D. 15.5" (39 cm)

Made with select hardwoods and veneers. Satin nickel finished door hinges and pulls. Hinged glass front doors. Three adjustable glass shelves; four levels of display. Lower storage area includes adjustable wood shelf. No-Reach™ roller light switch for interior LED light on the back. Glass mirrored back. Three adjustable glass shelves; four levels of display. Plate grooves. Adjustable floor levelers. Design allows for two or more to be used as bunching cabinets.



LARSON

LARSON II



LARSON III

CURIO DISPLAY CABINETS



BRADINGTON

4 AVAILABLE FINISHES



BRADINGTON 680395

Black Coffee finish.

BRADINGTON II 680396

Silver finish.

BRADINGTON III 680677

Gloss White finish.

BRADINGTON IV 680678

Gloss Black finish.



These cabinets feature four curved glass front doors.

H. 82" (208 cm), W. 36" (91 cm), D. 17" (43 cm)

Made with select hardwoods and veneers. Four adjustable glass shelves; five levels of display. Plate grooves. Glass mirrored back. Design allows for two or more to be used as bunching cabinets. No Reach™ Touch-Lite™ switch on back of the cabinet offers four levels of light. Adjustable floor levelers.



Two or more cabinets may be bunched together.



BRADINGTON II



BRADINGTON III



BRADINGTON IV

4 AVAILABLE FINISHES



JAYDEN 680575

Espresso finish.

JAYDEN II 680576

Silver finish.

JAYDEN III 680572

Gloss Black finish.

JAYDEN IV 680574

Gloss White finish.



JAYDEN III



JAYDEN



JAYDEN IV



JAYDEN II



WILLIAMSON 680515

H. 78.25" (199 cm)

W. 36" (91 cm)

D. 15.75" (40 cm)

Espresso finish on select hardwoods and veneers. Locking front door slides in both directions. Lower drawer with antique nickel-finished pull and full extension metal drawer glides. Glass mirrored back. Five adjustable glass shelves; six levels of display. Plate grooves. No Reach™ roller on/off light switch located on back controls a light. Adjustable floor levelers.

FULL-EXTENSION DRAWER



WILLIAMSON

CURIO DISPLAY CABINETS



DANICA



DANICA III



DANICA IV

DANICA II

4 AVAILABLE FINISHES



DANICA 680730
Espresso finish.

DANICA II 680731
Silver finish.

DANICA III 680732
Gloss Black finish.

DANICA IV 680733
Gloss White finish.

H. 78.75" (200 cm), W. 35.75" (91 cm), D. 15.25" (39 cm)

Made with select hardwoods and veneers. Brushed nickel finished door hinges and knobs. Hinged glass front doors. No-Reach™ roller light switch for interior light on the back. Glass mirrored back. Four adjustable glass shelves; five levels of display. Plate grooves. Adjustable floor levelers. Some assembly required.

2 AVAILABLE FINISHES



ELISA 680740
Natural Oak finish.

ELISA II 680741
Dark Coffee Oak finish.

H. 78.75" (200 cm)
W. 35.75" (91 cm)
D. 16" (41 cm)

Made with select hardwoods and veneers. Hinged glass doors. Brushed nickel finished corner brackets, hinges, and door handles. Glass mirrored back. Four adjustable glass shelves; five levels of display. Plate grooves. No-Reach™ roller light switch for interior halogen light is located on back. Adjustable floor levelers. Two or more to be used as bunching cabinets. Some assembly required.



Two or more cabinets may be bunched together.



ELISA II



ELISA



LUKE IV



LUKE V



LUKE VI



LUKE



SHAYNE

INSET MIRRORED PANELS ON FRONT

4 AVAILABLE FINISHES



LUKE 680588
Espresso finish.

LUKE IV 680629
Black Satin finish.

LUKE V 680630
Gloss Red finish.

LUKE VI 680650
Aged Grey finish, wire brushed for a natural, reclaimed wood appearance.

H. 80" (203 cm)
W. 28.5" (72.5 cm)
D. 15" (38 cm)

Made with select hardwoods and veneers. Two-way slide opening, locking door with beveled glass. Glass mirrored back. Five adjustable glass shelves; six levels of display. No-Reach™ roller light switch for interior light is located on the back. Adjustable floor levelers.



SHAYNE 680590
H. 80" (203 cm)
W. 28.5" (73 cm)
D. 12.75" (33 cm)

Silver finish on select hardwoods and veneers. Front frame features an inset mirror and beveled glass. Glass mirrored back and bottom panels. Two side entry doors. Four adjustable glass shelves; five levels of display. No-Reach™ roller light switch for interior light is located on back. Adjustable floor levelers.

CURIO DISPLAY CABINETS



KANE



KANE II



KANE III

3 AVAILABLE FINISHES



KANE 680625
Cherry Bordeaux finish.

KANE II 680624
Black Satin finish.

KANE III 680626
Espresso finish.

H. 80" (203 cm), W. 50" (127 cm), D. 21.5" (55 cm)

Made with select hardwoods and veneers. Locking front door, with beveled glass, slides in both directions. Glass mirrored back. No-Reach™ roller light switch for two interior lights is located on the back. Five adjustable glass shelves; six levels of display. Plate grooves. Adjustable floor levelers.



2 AVAILABLE FINISHES



TOWNSEND 680235

Windsor Cherry finish. Acanthus leaf molding accents the pediment, along with reeded columns at the sides.

PARKVIEW 680237

Golden Oak finish. Decorative dentil molding accents the pediment along with reeded columns at the sides.

H. 80" (203 cm), W. 50" (127 cm). D. 21.5" (55 cm)

Made with select hardwoods and veneers. X-tra™ cabinet with added height and depth. Locking front door slides in both directions. Four extra thick/extra deep adjustable glass shelves; five levels of display. Plate grooves. Adjustable power receptacle cord runs down an interior corner. No Reach™ roller on/off light switch on back for two interior lights. Adjustable floor levelers.




PARKVIEW



TOWNSEND



TYLER



TYLER III

7 AVAILABLE FINISHES



TYLER 680537

Cherry Bordeaux finish.

TYLER II 680538

Black Satin finish.

TYLER III 680536

Espresso finish.

TYLER IV 680639

Aged Linen finish is wire brushed for a natural, reclaimed wood appearance.

TYLER V 680640

Aged Grey finish is wire brushed for a natural, reclaimed wood appearance.

TYLER VI 680638


Aged Auburn finish is wire brushed for a natural, reclaimed wood appearance.

TYLER VII 680646

Golden Oak finish.

H. 78.25" (199 cm)
W. 42.5" (108 cm)
D. 17" (43 cm)

Made with select hardwoods and veneers. Locking front door slides in both directions. Beveled glass and glass mirrored back. No-Reach™ roller light switch for interior light is located on back. Six adjustable glass shelves; seven levels of display. Plate grooves. Adjustable floor levelers.



TYLER II



TYLER VII



TYLER IV



TYLER V

TYLER VI

CURIO DISPLAY CABINETS



DUBLIN 680337

H. 80" (203 cm)
W. 42.5" (108 cm)
D. 14.75" (37 cm)

Windsor Cherry finish on select hardwoods and veneers. Acanthus leaf molding, reeded columns with top and bottom caps, and gently scalloped base. Locking front door slides in both directions. No Reach™ Touch-Lite™ switch located on back of the cabinet offers four levels of light. Four adjustable glass shelves; five levels of display. Plate grooves. Adjustable floor levelers.



DUBLIN



HARTLAND 680445

H. 78" (198 cm)
W. 42" (107 cm)
D. 14.25" (36 cm)


Hampton Cherry finish on select hardwoods and veneers is heavily distressed with light and deep dents for an aged appearance. Dark antique brass finished knob and plate on door. Features reeded columns and decorative overlay on an arched pediment. Glass mirrored back. Locking front door with beveled glass slides in both directions. Four adjustable glass shelves; five levels of display. Plate grooves. No Reach™ Touch-Lite™ switch located on the back offers four levels of light. Adjustable floor levelers.



HARTLAND



ANDREUS



ANDREUS 680479

H. 78" (198 cm), W. 42" (107 cm), D. 14.25" (36 cm)

Tuscany Cherry finish on select hardwoods and veneers is lightly distressed for an aged appearance. Beveled glass on door and glass mirrored back. Locking front door slides in both directions and features Acanthus leaf column caps over contoured columns. Four adjustable glass shelves; five levels of display. Plate grooves. No Reach™ Touch-Lite™ switch located on back of cabinet offers four levels of light. Adjustable floor levelers.

4 AVAILABLE FINISHES



FLORA 680725
Aged Oak finish.

FLORA II 680726
Ivory Oak finish.

FLORA III 680727
Burnished Oak finish.

FLORA IV 680728
Dark Coffee Oak finish.

H. 78.25" (199 cm)
W. 42.50" (108 cm)
D. 17" (43 cm)

Made with select hardwoods and veneers. Oil rubbed bronze finished door hinges and pull. Glass doors on each side. No-Reach™ roller light switch for interior light on the back. Glass mirrored back. Five adjustable glass shelves; six levels of display. Plate grooves. Adjustable floor levelers.



FLORA



FLORA II



FLORA III



FLORA IV

CURIO DISPLAY CABINETS



BREINDEL II



BREINDEL III



BREINDEL

3 AVAILABLE FINISHES



BREINDEL 680745

Cherry Bordeaux finish.

BREINDEL II 680746

Aged Linen finish.

BREINDEL III 680747

Aged Gray finish.

H. 83" (211 cm)

W. 39.5" (100 cm)

D. 17.25" (44 cm)

Made with select hardwoods and veneers. Antique black finished door hinges and pulls. Hinged glass front doors. No-Reach™ roller light switch for interior LED light on the back. Glass mirrored back. Lower storage area includes adjustable wood shelf. Three adjustable glass shelves; four levels of display. Plate grooves. Adjustable floor levelers.





BERNADETTE 680501

H. 78" (198 cm)

W. 32.25" (82 cm)

D. 15.25" (38 cm)

Hampton Cherry finish on select hardwoods and veneers is heavily distressed with light and deep dents for an aged appearance. Locking front door slides in both directions. Glass mirrored back. Four glass shelves; five levels of display. No Reach™ roller on/off light switch for interior light is located on back. Adjustable floor levelers.



BERNADETTE



CHESTERFIELD II 680288

H. 78" (198 cm)

W. 28" (71 cm)

D. 17" (43 cm)

Golden Oak finish on select hardwoods and veneers. Beveled glass on front locking door. Seven adjustable glass shelves; eight levels of display. No Reach™ Touch-Lite™ switch located on back of cabinet offers four levels of light. Adjustable floor levelers.



CHESTERFIELD II



BERENDS



BERENDS III



BERENDS IV



3 AVAILABLE FINISHES



BERENDS 680477

Black Satin finish.

BERENDS III 680579

Espresso finish.

BERENDS IV 680580

Cherry Bordeaux finish.

H. 78" (198 cm)

W. 32" (81 cm)

D. 14.25" (36 cm)

Made with select hardwoods and veneers. Front locking door slides in both directions. Glass mirrored back. Four adjustable glass shelves; five levels of display. No Reach™ roller on/off light switch for interior light is located on back. Adjustable floor levelers.

3 AVAILABLE FINISHES



CHESTERBROOK II 680658

Cherry Bordeaux finish.

CHESTERBROOK III 680660

Black Satin finish.

CHESTERBROOK V 680662

Aged Linen finish, wire-brushed for a natural, reclaimed wood appearance.

H. 78" (198 cm)

W. 28" (71 cm)

D. 17" (43 cm)

Made with select hardwoods and veneers. Beveled glass and the front locking door. No-Reach™ Touch-Lite™ switch for interior light offers four levels of light and is located on back. Seven glass shelves; eight levels of display. Plate grooves. Adjustable floor levelers.



CHESTERBROOK



CHESTERBROOK III



CHESTERBROOK V

CURIO DISPLAY CABINETS

2 AVAILABLE FINISHES



BRIGID 680735

Hampton Cherry finish is lightly distressed.

BRIGID II 680736

Black Satin finish is lightly distressed.

H. 78" (198 cm), W. 32" (81 cm), D. 14.75" (37 cm)

Made with select hardwoods and veneers. Two-way sliding front door features decorative molding and locks. Glass mirrored back. Four adjustable glass shelves; five levels of display. No-Reach™ roller light switch for interior halogen light is located on back. Adjustable floor levelers.



BRIGID II



BRIGID



RICARDO



EMBASSY



RICARDO 680420

H. 78" (198 cm), W. 32" (81 cm), D. 14.25" (36 cm)

Hampton Cherry finish on select hardwoods and veneers is heavily distressed with light and deep dents for an aged appearance; dark antique brass-finished knob and back plate. Large reeded columns; decorative top corner overlays. Glass mirrored back. Locking front door slides in both directions. No Reach™ roller on/off light switch for light located on back. Four glass shelves; five levels of display. Adjustable floor levelers.



EMBASSY 680243

H. 84.75" (215 cm), W. 36.75" (93 cm), D. 14.5" (36 cm)

Embassy Cherry finish on select hardwoods and veneers is lightly distressed for an aged appearance. Richly detailed leaves and a shell on pediment. Fluted columns offer detailed column caps. No Reach™ roller on/off light switch for interior light located on back. Beveled glass on the front locking door. Four adjustable glass shelves; five levels of display. Plate grooves. Adjustable floor levelers.



MARTINDALE



MARTINDALE VI

7 AVAILABLE FINISHES



MARTINDALE 680469

Cherry Bordeaux finish.

MARTINDALE II 680577

Espresso finish.

MARTINDALE III 680578

Black Satin finish.

MARTINDALE IV 680635

Aged Auburn finish, wire brushed for a natural, reclaimed wood appearance.

MARTINDALE V 680636


Aged Linen finish, wire brushed for a natural, reclaimed wood appearance.

MARTINDALE VI 680637

Aged Grey finish, wire brushed for a natural, reclaimed wood appearance.

MOORLAND 680471

Legacy Oak finish.



H. 78" (198 cm), W. 28" (71 cm), D. 17" (43 cm)
 Made with select hardwoods and veneers. Front locking door slides in both directions. Beveled glass on front door. Glass mirrored back. Six glass shelves; seven levels of display. Plate grooves. No-Reach™ light switch for interior light is located on back. Adjustable floor levelers.




MARTINDALE III




MARTINDALE II



MARTINDALE V



MARTINDALE IV



MOORLAND

CURIO DISPLAY CABINETS



BRANTLEY



BRANTLEY II

6 AVAILABLE FINISHES



BRANTLEY 680671

Espresso finish.

BRANTLEY II 680672

Black Satin finish.

BRANTLEY III 680673

Aged Auburn finish, wire brushed for a natural, reclaimed wood appearance.

BRANTLEY IV 680674

Aged Linen finish, wire brushed for a natural, reclaimed wood appearance.

BRANTLEY V 680675

Aged Grey finish, wire brushed for a natural, reclaimed wood appearance.

BRANTLEY VI 680676

Cherry Bordeaux finish.

H. 75.25" (191 cm) W. 26.25" (67 cm) D. 13" (33 cm)
 Made with select hardwoods and veneers. Side opening door. Glass mirrored back. Four adjustable glass shelves; five layers of display. No-Reach™ roller light switch for interior light is located on back. Adjustable floor levelers.



BRANTLEY III



BRANTLEY IV



BRANTLEY V



BRANTLEY VI



PORTLAND 680340

H. 76" (193 cm), W. 27" (69 cm), D. 13.5" (34 cm)
 Windsor Cherry finish on select hardwoods and veneers. Flat top pediment and delicately scalloped front. Full-length crystal-cut grooved glass on front. Side-opening door. Four adjustable glass shelves; five levels of display. No Reach™ roller light switch for interior light is located on the back. Adjustable floor levelers.



HASTINGS 680342

H. 79.25" (201 cm), W. 27" (69 cm), D. 13.5" (34 cm)
 Windsor Cherry finish on select hardwoods and veneers. Decorative shell and leaf overlays on a removable top crown. Full-length crystal-cut grooved glass on the front. Side-opening door. Seven adjustable glass shelves; eight levels of display. No Reach™ roller on/off light switch for interior light is located on back. Adjustable floor levelers.



PORTLAND



HASTINGS



SALOMAN



GREGORY



GILMORE



SALOMAN 680412

H. 77.75" (198 cm), W. 27.25" (69 cm), D. 13.5" (34 cm)
 Black Coffee finish on select hardwoods and veneers. Glass mirrored back and beveled glass door. Side-opening door. Seven adjustable glass shelves; eight levels of display. No Reach™ roller on/off light switch for interior light located on back. Adjustable floor levelers.



GREGORY 680245

H. 73" (185 cm), W. 20" (51 cm), D. 10.5" (27 cm)
 Windsor Cherry finish on select hardwoods and veneers. Polished brass finished hinges and pulls. Features side access doors, profiled molding, and reeded columns. Four adjustable glass shelves; five levels of display. No Reach™ roller on/off light switch for interior light located on the back. Adjustable floor levelers.



GILMORE 680145

H. 76.25" (194 cm), W. 19" (48 cm), D. 10.75" (27 cm)
 Windsor Cherry finish on select hardwoods and veneers is lightly distressed. Gracefully arched bonnet and full length front locking glass door. Four adjustable glass shelves; five levels of display. No Reach™ roller light switch for interior light is located on back. Adjustable floor levelers.

CURIO DISPLAY CABINETS CONSOLES



UNDERHILL



BURROWS

4 AVAILABLE STYLES



CONSOLE CURIO CABINETS

H. 33" (84 cm), W. 47.25" (120 cm), D. 14" (36 cm)

Made with select hardwoods and veneers. Side opening doors on left and right side. Glass mirrored back. One adjustable glass shelf; two levels of display. No-Reach™ roller light switch for interior light located on back. Adjustable floor levelers.

UNDERHILL 680533

Cherry Bordeaux finish. Crystal-cut grooved glass on front.

UNDERHILL II 680594

Black Satin finish.

BURROWS 680535

Golden Oak finish. Crystal-cut grooved glass on the front.

UNDERHILL III 680596

Espresso finish.



UNDERHILL II



UNDERHILL III



EMBASSY II



EMBASSY II 680290

H. 86" (218 cm)

W. 42" (107 cm)

D. 26.75" (68 cm)

Wall dimension:

29.5" (75 cm)



Embassy Cherry finish on select materials, hardwoods and veneers is lightly distressed for an aged appearance. X-tra® cabinet, with added height and depth. Beveled glass on front locking door panel. Glass mirrored back and bottom. Seven extra-deep adjustable glass shelves; eight levels of display. Plate grooves. No Reach™ Touch-Lite™ switch located on the back of the cabinet offers four levels of light. Adjustable floor levelers.

2 AVAILABLE FINISHES



BERKSHIRE 680205

H. 85" (216 cm)

W. 34" (86 cm)

D. 21" (53 cm)

Wall dimension:

24" (61 cm)



Windsor Cherry finish. Features swan neck pediment, accented with a decorative, pierced overlay, plus two rosettes and a keystone at the center.

WILSHIRE 680207

H. 82.25" (209 cm)

W. 34" (86 cm)

D. 21" (53 cm)

Wall dimension:

24" (61 cm)



Golden Oak finish. Features a bonnet pediment accented with a decorative shell overlay.

Made with select hardwoods and veneers. X-tra® cabinet, with added height and depth. Front locking door features crystal-cut V-grooved glass. Four extra-deep, adjustable glass shelves; five levels of display. Plate grooves. No Reach™ roller on/off light switch for interior light is located on the back. Adjustable floor levelers.



BERKSHIRE



WILSHIRE

CURIO DISPLAY CABINETS CORNER



JAMESTOWN



JAMESTOWN II

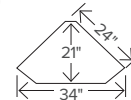
2 AVAILABLE FINISHES



JAMESTOWN 680249
Windsor Cherry finish.

JAMESTOWN II 680250
Oak Yorkshire finish.

H. 82.25" (209 cm)
W. 34" (86 cm)
D. 21" (53 cm)
Wall dimension:
24" (61 cm)



Made with select hardwoods and veneers. X-tra® cabinet, with added height and depth. Crystal-cut grooved glass on the door follows the curves of the pediment. Front locking door. Seven extra-deep, adjustable glass shelves; eight levels of display. Plate grooves. No Reach™ roller on/off light switch for light is located on the back. Adjustable floor levelers.

3 AVAILABLE FINISHES

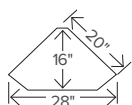


LYNWOOD 680345
Windsor Cherry finish.

JENNINGS 680346
Cherry Bordeaux finish.

HAMMOND 680347
Golden Oak finish.

H. 72" (183 cm)
W. 28" (71 cm)
D. 16" (41 cm)
Wall dimension:
20" (51 cm)



Made with select hardwoods and veneers. Crystal-cut grooved glass on the front opening door. Four adjustable glass shelves; five levels of display. No Reach™ roller on/off light switch for light is located on the back. Adjustable floor levelers.



JENNINGS



HAMMOND



LYNWOOD

5 AVAILABLE FINISHES



MARLOWE 680529

Hampton Cherry finish.

MARLOWE II 680627

Black Satin finish.

MARLOWE III 680664

Espresso finish.

MARLOWE IV 680665

Aged Linen finish is wire brushed for a natural, reclaimed wood appearance.

MARLOWE V 680666

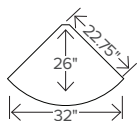
Aged Grey finish is wire brushed for a natural, reclaimed wood appearance.

H. 78.5" (199 cm)

W. 32" (81 cm)

D. 26" (66 cm)

Wall Dimension:
22.75" (58 cm)



Made with select hardwoods and veneers. Features a unique frameless glass door. No-Reach™ roller light switch for interior light on the back. Glass mirrored back. Four adjustable glass shelves; five levels of display. Adjustable floor levelers.



MARLOWE II



MARLOWE III



MARLOWE



JAIME



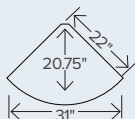
JAIME 680609

H. 78" (198 cm)

W. 31" (79 cm)

D. 20.75" (53 cm)

Wall Dimension:
22" (56 cm)



Black Satin finish on select hardwoods and veneers. Curved front glass doors feature satin nickel-finished pulls and hinges. Glass mirrored back. No-Reach™ roller light switch for interior light is located on the back. Four adjustable glass shelves; five levels of display. Adjustable floor levelers. Simple door assembly required.



MARLOWE IV



MARLOWE V

CURIO DISPLAY CABINETS CORNER

7 AVAILABLE FINISHES



DRAKE 680483
Cherry Bordeaux finish.

DUSTIN 680484
Espresso finish.

DOMINIC 680485
Legacy Oak finish.

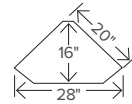
DUANE 680487
Black Satin finish.

DELIA 680641
Aged Auburn finish, wire brushed for a natural, reclaimed wood appearance.

DELIA II 680642
Aged Linen finish, wire brushed for a natural, reclaimed wood appearance.

DELIA III 680643
Aged Grey finish, wire brushed for a natural, reclaimed wood appearance.

H. 80" (203 cm)
W. 28" (71 cm)
D. 16" (41 cm)
Wall Dimension:
20" (51 cm)



DRAKE



DUSTIN



DOMINIC

Made with select hardwoods and veneers. Corner curio cabinets with glass mirrored back and beveled glass door. Six glass shelves; seven levels of display. No-Reach™ light switch for interior light located on the back. Adjustable floor levelers.



DUANE



DELIA



DELIA II



DELIA III



TAMSIN



TAMSIN IV



TAMSIN III



TAMSIN II



MELISSA IV



MELISSA IV 680631

H. 79.75" (202 cm)
 W. 25.5" (65 cm)
 D. 14" (36 cm)
 Wall Dimension:
 18" (46 cm)



Black Satin finish on select hardwoods and veneers. Corner curio cabinet features angled sides with glass mirrored panels. Five adjustable glass shelves; six levels of display. No-Reach™ roller light switch for interior light is located on the back. Adjustable floor levelers.

4 AVAILABLE FINISHES



TAMSIN 680720

Espresso finish.

TAMSIN II 680721

Silver finish.

TAMSIN III 680722

Gloss Black finish.

TAMSIN IV 680723

Gloss White finish.

H. 80" (203 cm)
 W. 25.5" (65 cm)
 D. 14" (36 cm)
 Wall Dimension:
 18" (46 cm)



Made with select hardwoods and veneers. Features a hinged glass door. Brushed nickel finished hinges and door knob. No-Reach™ roller light switch for interior light on the back. Glass mirrored back. Four adjustable glass shelves; five levels of display. Adjustable floor levelers.

CURIO DISPLAY CABINETS BOOKCASES



OXFORD BOOKCASES ANTIQUE BLACK FINISH
(L TO R) Left Return / Bunching / Center / Bunching / Right Return

3 AVAILABLE FINISHES



OXFORD BOOKCASES

CENTER BOOKCASE

H. 85.75" (218 cm), W. 46.25" (117 cm), D. 18.25" (46 cm)
Wraparound pediment.

- 920000 Saratoga
- 920006 Antique Vanilla (lightly distressed)
- 920012 Antique Black (lightly distressed)

LEFT RETURN BOOKCASE

H. 81.75" (208 cm), W. 26.25" (67 cm), D. 14.25" (36 cm)
Wraparound pediment on the left only.

- 920002 Saratoga
- 920008 Antique Vanilla (lightly distressed)
- 920014 Antique Black (lightly distressed)

RIGHT RETURN BOOKCASE

H. 81.75" (208 cm), W. 26.25" (67 cm), D. 14.25" (36 cm)
Wraparound pediment on the right only.

- 920004 Saratoga
- 920010 Antique Vanilla (lightly distressed)
- 920016 Antique Black (lightly distressed)

BUNCHING BOOKCASE

H. 81.75" (208 cm); W. 24.5" (62 cm), D. 14.25" (36 cm)
Pediment on the front only.

- 920005 Saratoga
- 920011 Antique Vanilla (lightly distressed)
- 920017 Antique Black (lightly distressed)

Made with select hardwoods and veneers. Decorative fluted front frame and stylish pediment. One fixed and three adjustable wood shelves; five levels of display. Single units allow for multiple configurations. Adjustable floor levelers.



CENTER BOOKCASE



LEFT RETURN



RIGHT RETURN



BUNCHING




ANTIQUE VANILLA FINISH



SARATOGA FINISH

OTHER CONFIGURATION IDEAS:



Left Return - Right Return




Left Return - Center - Right Return



PALOMA WINE & BAR
CONSOLE, PAGE 76

WINE, BAR & GAME FURNISHINGS

Bars & Bar Stools	56
Cabinets.....	61
Accessories	77
Pub & Game.....	79



WINE, BAR & GAME COMMON FEATURES

Look for these common features throughout pages 55-80



Locking doors

Feel confident that your wine and spirits are secure.



No-Reach™ On/Off Light Switch

Located on the back of the cabinet is easily accessible.



Auto-on™ Light Switch

Automatically turns on an interior light when the cabinet door is opened and off when it is closed.



No Reach™ Touch-Lite™ Switch

Tap the easily accessible upper right door hinge for four levels of light: low, medium, high and off.



Made in the USA



3X Power Strip Outlet

Provides convenient access to power in your bar's prep area for operating small appliances.

Reversible/Adjustable Wine Shelves

Provide versatile storage within your cabinet. These wine storage shelves may be flipped over for a flat storage surface and located where you choose within the cabinet.

Adjustable glass shelves

Our cabinets come with multiple holes to maximize shelf adjustment and provide flexibility for your storage needs.

Pad-Lock™ metal shelf clips

Padded, metal shelf clips lock shelves in place for maximum stability.



Adjustable Floor Levelers

Height adjustable feet provide stability on uneven and carpeted surfaces.



NIAGARA BAR



Niagara Bar features side-hinged top drawers.



Niagara Bar features a pull-out center shelf.



NIAGARA BAR 693001

H. 42" (107 cm), W. 75.75" (192 cm), D. 28.5" (72 cm)

Rustic Cherry on select hardwoods and veneers, heavily distressed with deep dents, gouges, and worm holes for an aged appearance. Features sunburst veneers and heavily carved columns and feet. Laminated Italian marble top is removable. Demilune (half-moon) shaped bar with antique brass-tone footrest. Hanging stemware rack. Wine rack holds up to 15 bottles. Pull-out shelf. Drawers with dovetail construction and full-extension metal guides. Side-hinged top drawers with one removable, laminated prep shelf and one black granite cutting board nested inside. Adjustable wood shelves. Locking doors. Removable, insulated stainless steel bins.

NIAGARA BAR STOOL 697001

H. 46" (117 cm), W. 26" (66 cm), D. 25.75" (65 cm)
See page 60 for full description



NIAGARA HUTCH 693007

H. 44.25" (112 cm), W. 61" (160 cm), D. 12.5" (32 cm)

Rustic Cherry on select hardwoods and veneers, heavily distressed with deep dents, gouges, and worm holes for an aged appearance. Can be secured to the NIAGARA CONSOLE (693006) with two metal brackets. Four cubby storage drawers. No-Reach™ light switch for three incandescent lights located on the back. Hanging stemware rack. Glass mirrored back.

NIAGARA HUTCH



NIAGARA CONSOLE



NIAGARA CONSOLE 693006

H. 42" (107 cm), W. 64.75" (165 cm), D. 18.25" (46 cm)

Rustic Cherry on select hardwoods and veneers, heavily distressed with deep dents, gouges, and worm holes for an aged appearance. Rare, Italian marble laminated top is removable. Fixed bottle opener, removable catch basket, and towel bar. Two wine rack rows hold up to 12 bottles; room below for serving tray storage. Locking door. Hanging stemware rack. Adjustable floor levelers.



WINE VAULT BAR



WINE VAULT BAR 693050

Overall Size: H. 42" (107 cm), W. 54" (137 cm), D. 29" (74 cm)
 Serving Counter: D. 16.25" (41 cm), W. 54" (137 cm), H. 42" (107 cm)
 Lower Counter: D. 12.75" (32 cm), W. 54" (137 cm), H. 37.75" (96 cm)
 Walnut matte finish on solid rustic Acacia hardwood with knots and machine marks due to the very naturalistic and raw state of the solid wood. Arched front features horizontal hardwood planking. The countertop overhangs 11.25" (29 cm). Top serving counter features tempered glass—reveals up to 12 bottles of wine. Lower working counter utilizes black granite with wrapped back edge. Two storage drawers with quality dovetail construction; full-extension metal drawer slides. A lower door reveals a generous storage area for spirits. Hanging wooden stemware racks hold up to 21 large wine glasses. A shelf below provides storage for glassware and other accessories. Two adjustable wine shelves store up to four bottles each. Each shelf is reversible so that it can be used as alternate flat storage. Adjustable floor levelers. Some assembly required.



REVERSIBLE WINE SHELVES

WINE VAULT BAR STOOL 697050

H 40" (102 cm)
 W 18" (46 cm)
 D 21.25" (54 cm)
 See page 60 for full description



HARBOR SPRINGS BAR 693030

H. 42" (107 cm), W. 70" (178 cm), D. 28" (71 cm)
 Rustic Hardwood finish on select hardwoods and veneers features heavy, artistic distressing for an aged appearance. Rustic metal wrapped top finished in antique bronze; features heavy artistic distressing and decorative nailhead trim. Two inset panels with a random parquet veneer design. Antique brass-tone foot rail. Lower work surface with black granite top. Hanging stemware racks hold up to 12 wine glasses. 3X power strip outlet for small appliances. Center storage drawer with quality dovetail construction and full-extension metal drawer slides. Two locking center doors. Left side interior holds four adjustable shelves that provide storage for up to twelve bottles of wine or reverse shelf for flat storage surface. One adjustable wood shelf in right side interior.



HARBOR SPRINGS BAR



REVERSIBLE WINE SHELVES

HARBOR SPRINGS BAR STOOL 697030

H. 48.25" (123 cm)
 W. 23.5" (59 cm)
 D. 26.25" (66 cm)
 See page 60 for full description



WINE, BAR & GAME FURNISHINGS BARS & BAR STOOLS



NORTHPORT BAR



NORTHPORT BAR 693009

H. 43" (109 cm), W. 75.75" (192 cm), D. 27.5" (70 cm)

Burnished Black finish on select hardwoods and veneers is moderately distressed for an aged appearance. Raised panel bar includes a black faux leather armrest with antique brass nail head accents and antique brass-tone metal footrest. One-piece sparkle, black granite is removable. Two swing-out drawers; one includes a granite cutting board and the other a black laminate prep shelf. Quarter-round lazy Susan with two fixed shelves. Four pullout, wine storage drawers hold up to 16 bottles. Locking doors. Pullout shelf with black laminate. Center pullout drawer includes a stainless steel, double walled ice bucket with cover; two double walled wine bottle coolers; two condiment bins; and a multi-use rectangular bin. Wood stemware rack. One adjustable shelf. Antique brass-finished bottle opener and a towel bar; a pullout, brass-finished metal waste bin; and a fixed shelf. Lower storage drawer.



NORTHPORT BAR STOOL 697009

H. 46.5" (118 cm)
W. 24" (61 cm)
D. 25" (64 cm)

See page 60 for full description



CHEERS BAR



CHEERS BAR 693027

H. 42.5" (108 cm), W. 86" (218 cm), D. 30" (76 cm); Armrest: W. 3.5", 42" (107 cm) high
Serving Counter: L. 74.5" (189 cm), D. 24.25" (62 cm), W. 9" (23 cm) on three sides
Working Counter: W. 64.5" (164 cm), D. 19.25" (49 cm), Counter H. 36" (91 cm)

Hampton Cherry finish on select hardwoods and veneers is lightly distressed for an aged appearance. Three columns with carved caps and inset panels of ash burl veneers in a parquet pattern. Decorative moldings on front and ends. Antique brass-tone metal footrest. Locking door with beveled glass. Suspended wooden armrest rail. Black sparkle granite serving counter top. Working counter top features a recessed, black sparkle granite surface surrounded by a wood border on three sides. Each granite top is one-piece and removable. Hanging stemware rack. Five adjustable shelves store up to 25 bottles of wine or reverse shelf for flat storage surface. Three drawers with quality dovetail construction and full-extension metal drawer slides. Two adjustable wood shelves. Some assembly of armrest and footrest required.



CHEERS BAR STOOL 697027

H. 48.5" (123 cm)
W. 24" (61 cm)
D. 26" (66 cm)

See page 60 for full description



REVERSIBLE WINE SHELVES



GARRISON BAR 693042

H. 54.5" (138 cm), W. 41.75" (106 cm), D. 21" (53 cm)

Dark brown stain over rough sawn solid hardwood is highly distressed for a worn, aged appearance. Distinctive metal cross braces and legs finished in charcoal gray. Top overhangs front of cabinet. Finished on all sides for flexible placement. Two solid wood drawers; open storage area on either side. Storage area in lower cabinet behind door. Six wine storage shelves hold up to 24 bottles. Each shelf is reversible—can be used as flat storage surface. Adjustable floor levelers.

REVERSIBLE WINE SHELVES



GARRISON BAR

GARRISON BAR STOOL 697042

H. 30" (76 cm)

W. 16" (41 cm)

D. 16" (41 cm)

See page 60 for full description



COSMOPOLITAN BAR



COSMOPOLITAN BAR STOOL 697045

H. 45" (114 cm)

W. 21.5" (55 cm)

D. 21" (53 cm)

Seat H. 31" (79 cm)

Seat W. 18" (46 cm)

Seat D. 16" (42 cm)

See page 60 for full description



COSMOPOLITAN BAR 693045

H. 42" (107 cm), W. 68" (173 cm), D. 28" (71 cm)

Footrest Height: 8.5" (22 cm);

Serving Counter: L. 68" (173 cm), D. 28" (71 cm);

Front Overhang: 9.75" (25 cm)

Walnut matte finish on solid rustic Acacia hardwood with knots, raw edges and machine marks. Due to the very naturalistic and raw state of live edge wood (top styles vary from product to product), Flared graphite metal legs; matching flared graphite metal supports hold the top slab. Graphite metal footrest on front. Two storage drawers with quality dovetail construction and full-extension metal drawer slides. Two doors; solid wood shelves behind each. Working counter top in the middle features variegated white marble with back splash. Hanging wooden stemware racks hold up to 18 large glasses; additional storage below. Two "x" design wooden wine racks hold up to 24 bottles. Adjustable floor levelers. Some assembly required.





NIAGARA
BAR STOOL

NIAGARA BAR STOOL 697001

H. 46" (117 cm), W. 26" (66 cm), D. 25.75" (65 cm)

Seat: H. 30.5" (77 cm), W. 19" (48 cm), D. 19" (48 cm); Arm: H. 38" (97 cm)

Rustic Cherry finish on select hardwoods and veneers is heavily distressed with deep dents, gouges, and worm holes for an aged appearance. Swivel bar stool with carved details on seat back, arms, and legs. Black faux leather cushioned seat with antique brass-tone footrest.

See page 56 for Niagara Bar, Console and Hutch



CHEERS
BAR STOOL

CHEERS BAR STOOL 697027

H. 48.5" (123 cm), W. 24" (61 cm), D. 26" (66 cm)

Seat: H. 30.5" (77 cm), W. 20" (51 cm), D. 18.5" (47 cm); Arm H: 38" (97 cm)

Hampton Cherry finish on select hardwoods and veneers is lightly distressed for an aged appearance. Swivel bar stool with features brown faux leather seat cushion and backrest, and an antique brass-tone metal footrest.

See page 58 for Cheers Bar



NORTHPORT
BAR STOOL

NORTHPORT BAR STOOL 697009

H. 46.5" (118 cm), W. 24" (61 cm), D. 25" (64 cm)

Seat: H. 30.5" (77 cm), W. 19.25" (49 cm) D. 18.5" (47 cm); Arm: H. 38" (97 cm)

Burnished Black finish on select hardwoods and veneers is moderately distressed for an aged appearance. Swivel bar stool with black faux leather cushioned seat and backrest with an antique brass-tone metal footrest and antique brass nail heads.

See page 58 for Northport Bar



HARBOR SPRINGS
BAR STOOL

HARBOR SPRINGS BAR STOOL 697030

H. 48.25" (123 cm), W. 23.5" (59 cm), D. 26.25" (66 cm)

Seat: H. 30.5" (78 cm), W. 19.5" (49 cm), D. 18" (46 cm); Arm: H. 38" (97 cm)

Rustic Hardwood finish on select hardwoods and veneers is significantly distressed with deep gouges, scribes and rasping for an aged aesthetic. Swivel bar stool features a faux leather seat cushion and back rest and an antique brass-tone footrest.

See page 57 for Harbor Springs Bar

**HOWARD MILLER
BAR STOOLS**

COMMON FEATURES:

- Non-return swivel (if applicable)
- Furniture glides on all legs.
- Weight capacity: 300 lbs.
- Some/simple assembly required.



ITHACA
BAR STOOL

ITHACA BAR STOOL 697000

H. 45" (114 cm), W. 22.75" (58 cm), D. 25.25" (64 cm)

Seat: H. 30.5" (77 cm), W. 19" (48 cm), D. 19" (48 cm)

Hampton Cherry finish on select hardwoods and veneers is lightly distressed for an aged appearance. Swivel bar stool offers a brown faux leather cushioned seat and antique brass-tone footrest.



WINE VAULT
BAR STOOL

WINE VAULT BAR STOOL 697050

H 40" (102 cm), W 18" (46 cm), D 21.25" (54 cm)

Seat: H 30" (76 cm), W 18" (46 cm), D 17.25" (44 cm)

Walnut matte finish on solid rustic Acacia hardwood with knots and machine marks due to the very naturalistic and raw state of the solid wood. Graphite finished metal frame includes backrest and footrest.

See page 57 for Wine Vault Bar



COSMOPOLITAN
BAR STOOL

COSMOPOLITAN BAR STOOL 697045

H. 45" (114 cm), W. 21.5" (55 cm), D. 21" (53 cm)

Seat: H. 31" (79 cm), W. 18" (46 cm), D. 16" (42 cm)

Walnut matte finish on solid rustic Acacia hardwood with knots, raw edges and machine marks. Due to the very naturalistic and raw state of live edge wood, the seats and backs may vary from product to product. Flared graphite metal legs and back uprights support the chair.

See page 59 for Cosmopolitan Bar



GARRISON
BAR STOOL

GARRISON BAR STOOL 697042

H. 30" (76 cm), W. 16" (41 cm), D. 16" (41 cm)

Wood seat features a dark brown stain over rough sawn solid hardwood is highly distressed for a worn, aged appearance. Metal base finished in charcoal grey.

See page 59 for Garrison Bar



CHAPERONE

3 AVAILABLE FINISHES



**CHAPERONE
WINE & BAR CABINET 690036**

Aged Grey finish is wire brushed for a natural, reclaimed wood appearance. Iron-finished bar pulls.

**CHAPERONE II
WINE & BAR CABINET 690037**

Aged Natural finish is wire brushed for a natural, reclaimed wood appearance. Iron-finished bar pulls.

**CHAPERONE III
WINE & BAR CABINET 690038**

Espresso finish. Nickel-finished bar pulls.

H. 80" (203 cm), W. 38.5" (98 cm), D. 18.25" (46 cm)

Made with select hardwoods and veneers. Locking, hinged front doors. Glass mirrored back in upper bar area. Full-extension drawer includes metal drawer guides. Hinged laminated prep-shelf located inside drawer. Touch-Lite™ switch offers four levels of light. Left door is secured with a slide lock on the upper interior. 270° door hinges. Hanging metal stemware rack holds up to 18 large wine glass. One adjustable glass shelf in upper cabinet. One adjustable wood shelf in lower cabinet. Metal wine rack holds up to 18 bottles. Adjustable floor levelers.



CHAPERONE II



CHAPERONE III



PASSPORT

6 AVAILABLE STYLES (on pages 62-63)



WINE & BAR CABINETS

Made with select hardwoods and veneers. Holds up to 22 wine bottles, plus generous room for liquor storage. Upper fixed shelf. Wooden stemware rack. Front locking doors. Left door is secured with a slide lock on the upper interior. 3X power strip outlet for small appliances. Glass mirrored back. Auto-on™ light switch. Two dovetail drawers with full extension metal drawer slides. Laminated lift-up shelves inside each drawer. 180° full-length piano door hinges. Adjustable floor levelers.

PASSPORT CABINET 695262

H. 75" (191 cm), W. 43" (109 cm), D. 23" (58 cm)

Aged Grey finish is lightly distressed. Features distinctive paneled doors and moldings and large, charcoal-finished grey bar pulls.

SONOMA II 695065

H. 75" (190 cm), W. 43" (109 cm), D. 23" (58 cm)

Cherry Bordeaux finish is lightly distressed for an aged appearance. Features raised door panels.

ROGUE VALLEY 695122

H. 73" (186 cm), W. 40.25" (102 cm), D. 21.5" (55 cm)

Rustic Hardwood finish is significantly distressed with deep gouges, scribes and rasping for an aged appearance. Features random wood-planked door panels.

SAMBUCA 695142

H. 75" (191 cm), W. 43" (109 cm), D. 23" (58 cm)

Worn Black finish is heavily distressed with deep dents, gouges, and rasping for an aged appearance. Features distinctive paneled doors with inset panels, moldings, and antique charcoal ring pulls.

BAROLO 695154

H. 73.5" (187 cm), W. 38" (97 cm), D. 20.75" (53 cm)

Black Coffee finish. Features raised trim over mirrored panels and distinctive chrome-finished door pulls on doors. Storage shelves on the inside of the doors are adjustable and removable.

BAROSSA VALLEY 695114

H. 75" (191 cm), W. 43" (109 cm), D. 23" (58 cm)

Hampton Cherry finish is lightly distressed for an aged appearance. Features paneled doors with inset panels of Ash Burl veneers in a parquet pattern framed with decorative moldings and oversized antique brass finished door knobs.



Lift-up shelves in the drawers feature laminated work surfaces.

CABINETS WINE, BAR & GAME FURNISHINGS



SONOMA II



ROGUE VALLEY



SAMBUCA



BAROLO



MIRRORED
PANELS
ON FRONT



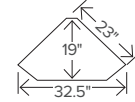
BAROSSA VALLEY

6 AVAILABLE FINISHES



CORNER WINE & BAR CABINETS

H. 76" (193 cm)
 W. 32.5" (83 cm)
 D. 19" (48 cm)
 Wall dimension:
 23" (58 cm)



Made with select hardwoods and veneers. Wrap-around molding on pediment and base. Upper cabinets offers: glass mirrored back panels, adjustable glass shelf, and hanging stemware rack. Touch-Lite™ switch (upper right hinge on lower door) with four levels of light. Lower cabinet features a metal wine rack that holds up to 13 bottles, two fixed shelves and locking door. Adjustable floor levelers.

PIEDMONT 690000

Rustic Cherry finish is lightly distressed for an aged appearance.

PIEDMONT III 690007

Espresso finish.

PIEDMONT IV 690045

Aged Auburn finish is wire brushed for a natural, reclaimed wood appearance.

PIEDMONT V 690046

Aged Linen finish is wire brushed for a natural, reclaimed wood appearance.

PIEDMONT VI 690047

Aged Grey finish is wire brushed for a natural, reclaimed wood appearance.

PIEDMONT VII 690048

Black Satin finish.



SPACE SAVING CORNER DESIGN

PIEDMONT



PIEDMONT III



PIEDMONT IV



PIEDMONT V



PIEDMONT VI



PIEDMONT VII



JAMAICA INN



JAMAICA INN WINE & BAR CABINET 695226

H. 52" (132 cm), W. 36" (91 cm), D. 20" (51 cm)

Weathered grey finish on uniquely characterized, dissimilar select hardwoods, distressed for an aged appearance. Features charcoal gray finished metal components. Two hinged doors with herringbone pattern and elongated metal pulls. Upper interior includes glass mirrored back panel and hanging metal stemware rack for up to 18 large wine glasses. One fixed wooden shelf, two fixed lower shelves, and one adjustable wooden shelf. Wooden drawer with wooden drawer slides. Fixed lower shelf in base features slats for wine storage. Adjustable floor levelers.



**PORTABLE
CART
NESTS
IN BASE**



BAR CART WINE & BAR CABINET 695222

H. 65.5" (166 cm), W. 38" (97 cm), D. 20" (51 cm)

Medium brown finish on select hardwoods and veneers, distressed for an aged appearance. Metal components finished in charcoal gray. Two hinged doors with distinctive fluting and elongated metal pulls. Upper interior includes a glass mirrored back panel and hanging metal stemware rack for up to 18 large wine glasses. One large fixed wooden shelf, two fixed lower shelves, and one removable wooden shelf. Wooden drawer with wooden drawer slides. Portable, metal wine serving cart—which measures H. 30" (76 cm), W. 35" (89 cm), D. 18" (46 cm)—nests in the base and includes a wood top, lower wood shelf with metal wire galley, and four casters. Adjustable floor levelers.



BAR CART



COGNAC



COGNAC
WINE & BAR CABINET 695078

H. 54.25" (138 cm), W. 28" (71 cm), D. 19.75" (50 cm)
Hampton Cherry finish on select hardwoods and veneers, lightly distressed for an aged appearance. Locking, revolving front door with two shelves. Reeded columns with Acanthus leaf column caps, three raised panels on the front, antique hardware, and carved bun feet. Drop-down shelf features a laminated work surface. Glass mirrored back. Lower drawer stores a double layer of wine bottles; holds up to 10 bottles. Stemware rack. Auto-on™ light switch when top door is opened. Adjustable floor levelers.



Wine bottle drawer holds up to 10 bottles.



TOSCANA WINE & BAR CABINET 695015

H. 68" (173 cm), W. 43" (109 cm), D. 23" (58 cm)

Key West finish on select hardwoods and veneers, moderately distressed with gouges, scribes and rasping for an aged appearance. Pillowed herringbone-cane pattern on the front locking doors; turned legs. 180° full-length piano door hinges. Upper fixed shelf. Doors include four shelves for bottles (up to 16) and two top shelves. Two drawers with metal drawer guides. Laminated, hinged, lift-up prep shelves inside drawers. Wooden wine rack holds up to 22 bottles. Hanging stemware rack. Auto-on™ light switch turns light on when door is opened. Glass mirrored back panel. Adjustable floor levelers. Some assembly required.



TOSCANA



GIMLET



GIMLET WINE & BAR CABINET 690005

H. 78" (198 cm)
W. 29" (74 cm)
D. 17.25" (44 cm)

Black Coffee finish on select hardwoods and veneers with satin nickel-finished hardware. Glass doors, mirrored back panels and adjustable glass shelf. Hanging stemware rack. Storage drawer with full-extension metal drawer slides and a laminated lift-up shelf inside. Touch-Lite™ switch (upper right door hinge) with four levels of light. Wine rack holds up to 20 bottles. Adjustable floor levelers.



Hinged, lift up prep shelf inside drawer.



RED MOUNTAIN WINE & BAR CABINET 695138

H. 73.75" (187 cm)
W. 33.25" (84 cm)
D. 16.75" (42 cm)

Rustic Hardwood finish on select hardwoods and veneers, significantly distressed with deep gouges, scribes and rasping for an aged aesthetic, with burnished brass metal accents and a burnished bronze bar pull. Features a decorative mirror and upper shelf. Accessory drawer with quality dovetail construction and smooth running metal slides. Hanging metal stemware rack holds up to 15 large wine glasses. Lower shelf. Metal wine rack holds up to 14 bottles. Adjustable floor levelers. Some assembly required.



RED MOUNTAIN

HOWARD MILLER
CUSTOM
CABINETS

**WINE & BAR
CONSOLES**

See our full line of Custom Wine & Bar Consoles on page 24 with custom options such as wood finish, door style, and hardware choice.



9 FINISH OPTIONS!



9 DOOR STYLES + 2 DRAWER STYLES + HARDWARE CHOICE!



ROB ROY II



2 AVAILABLE FINISHES



ROB ROY 695236

Rustic Hardwood finish on select hardwoods is distressed for an aged appearance. Doors with faux rivets, elongated hinges, and strap pulls finished in aged brass. Aged brass finished hardware.

ROB ROY II 695237

Aged Mocha finish on select hardwoods is distressed for an aged appearance. Doors with faux rivets, elongated hinges, and strap pulls finished in aged silver. Aged silver finished hardware.

H. 78" (198 cm), W. 39.75" (101 cm), D. 20.5" (52 cm)
Aged iron finished metal frame. Porthole bar cabinet with two hinged doors. Upper interior: glass mirrored back panel and two glass shelves. Metal wine rack holds up to 19 bottles. Lower cabinet: two doors with beveled edges. Metal stemware rack; two fixed shelves; one removable wood shelf. One drawer with beveled edges; dovetail construction and smooth running metal drawer slides. Lift-up prep shelf inside drawer. Adjustable floor levelers.



ROB ROY



Lift-up shelf in the drawer features laminated work surface.



BOILERMAKER



BOILERMAKER WINE & BAR CABINET 695286

H. 80" (203 cm)
W. 36.5" (93 cm)
D. 20.5" (52 cm)

Rustic Hardwood finish on select hardwoods and veneers, distressed for an aged appearance. Metal frame finished in aged iron. Two oval hinged doors with faux rivets and strap pulls finished in aged brass. Upper interior includes a glass mirrored back panel and metal stemware rack for up to 18 large wine glasses. Two wine racks in upper cabinet hold up to 15 bottles and are removable; a large wooden shelf sits below. Three additional wine racks in lower cabinet hold up to 19 bottles and are removable. Two storage drawers with full-extension metal slides feature lift-up prep shelves inside each drawer. Wood shelf in lower cabinet. Adjustable floor levelers.



WINE RACKS ARE REMOVABLE



WILEY WINE & BAR CABINET 695296

H. 60" (152 cm), W. 32" (81 cm), D. 20" (51 cm)

Rustic Hardwood finish on select hardwoods and veneers is distressed for an aged appearance. Metal frame finished in aged iron. Two hinged doors with aged brass finished frame with faux rivets. Upper interior includes a glass mirrored back panel and hanging metal stemware rack for up to 15 large wine glasses. Wooden work surface. One large wooden drawer with lift-up prep shelf inside includes full extension metal slides. Two removable metal wine racks hold up to 12 bottles and can either nest inside the cabinet or on the lower wooden shelf. Adjustable floor levelers. Some assembly required.



WILEY



AGED CENTURY



**AGED CENTURY
WINE & BAR CABINET 695264**

Height 75" (191 cm), Width 22" (56 cm), Depth 15.75" (40 cm)
Metal cabinet finished in an aged iron includes solid wood accents finished in Rustic Hardwood for an aged appearance. Distinctive legs. Mirrored upper back panel behind work surface. Upper storage shelf. Metal stemware rack holds up to 12 large wine glasses. Wooden wine bottle rack holds up to 20 bottles. Two wooden drawers with smooth running metal slides and metal cup pulls finished in aged iron. Adjustable floor levelers. Some assembly required.



**FIREWATER
WINE & BAR CABINET 695288**

Height 78" (198 cm), Width 23" (58 cm), Depth 16" (41 cm)
Weathered gray finish on solid woods, distressed for an aged appearance. Metal frame finished in aged iron. Mirrored back panel behind work surface and glass shelf in upper cabinet. Wood drawer with lift-up prep shelf; full extension metal drawer slides. Hinged metal door with wire grille. Two fixed wood shelves inside lower cabinet. Metal stemware rack holds up to 12 large wine glasses. Metal wine rack holds up to 12 bottles. Adjustable floor levelers.



FIREWATER



BAR DEVINO II



**BAR DEVINO II
WINE & BAR CONSOLE 695081**

H. 40" (102 cm), W. 60" (152 cm), D. 20" (51 cm);
Fully expanded: W. 76.75" (195 cm)

Cherry Bordeaux finish on select hardwoods and veneers is lightly distressed. Features raised panel doors and drawers with antique brass-finished door pulls. Finished on all sides. Includes fixed bottle opener, removable catch basket, and towel bar. Top surface slides open to reveal granite work surface and removable ice sink. Wood stemware racks. One adjustable wood shelf on each side. Additional storage in center of cabinet. Holds up to 28 wine bottles in the two-tiered nested bottle storage drawers with smooth running metal slides. Two front side doors lock. Adjustable floor levelers.

**EXPANDING
SURFACE**

Top surface
expands to
76.75" wide.



Open top surface reveals granite work surface and removable ice sink.



**MERLOT VALLEY
WINE & BAR CONSOLE 695016**

H. 38" (97 cm)
W. 44" (112 cm)
D. 21.75" (55 cm)

Vintage Umber finish and Worn Black finished posts on select hardwoods and veneers is moderately distressed with dents and gouges for an aged appearance. Demilune (half-moon) console with curved front glass door panel. Black granite top is removable. Two curved side storage compartments feature a fixed shelf. Wine rack holds up to 18 bottles. Drawer with quality dovetail construction and metal drawer guides. Hanging stemware rack. Three locking doors. Adjustable floor levelers.



Front and side opening doors.



MERLOT VALLEY



SHIRAZ



SHIRAZ WINE & BAR CONSOLE 695084

H. 38" (96 cm), W. 50.75" (129 cm), D. 21.25" (54 cm)

Indian Summer finish on select hardwoods and veneers, heavily distressed with gouges, scribes, worm holes and rasping for a rustic appearance. Top is a planked style look with a hand-planed surface and various forms of distressing. Raised panels on locking doors. Two adjustable shelves. Storage on the inside of each side door. Center cabinet features a revolving door with two fixed shelves. Three upper drawers. Hanging stemware rack. Adjustable floor levelers.



CABERNET HILLS WINE & BAR CONSOLE 695002

H. 41" (104 cm), W. 48" (122 cm), D. 17" (43 cm)

Worn Black finish on select hardwoods and veneers, heavily distressed with deep dents, gouges, worm holes, and rasping for an aged appearance. Features a decorative apron surrounding the serving area on three sides and bun feet. Drawers with quality dovetail construction and metal drawer guides. Wine rack holds up to 14 bottles. Locking doors secure your spirits. Adjustable wood shelves. Adjustable floor levelers.



Heavily distressed finish.



CABERNET HILLS



TIPPLE

EXPANDING SURFACE

Top surface expands to 73" wide.



REVERSIBLE WINE SHELVES



TIPPLE WINE & BAR CONSOLE 695280

H. 42.5" (108 cm), W. 38" (97 cm), D. 22.25" (57 cm)

Open Top: W. 73" (185 cm)

Burnished Oak finish on select hardwoods and veneers, wire brushed for an aged appearance. The top slides to the right and flips open, expanding the surface area to 73" wide. Finished on all sides and includes four casters for easy and versatile placement. Locking door with 180° door hinges and two liquor storage shelf on the back side. Lockable side, full-height drawer includes three compartments for storage. One accessory drawer with smooth running metal slides. One adjustable stemware rack holds up to 12 large wine glasses. Three adjustable wine shelves store up to 18 bottles of wine. Each shelf is reversible so that it can be used as a flat storage surface. Some assembly required.



BARROWS WINE & BAR CONSOLE 695146

H. 40.25" (102 cm)

W. 56.25" (143 cm)

D. 19.5" (50 cm)

Rustic Hardwood finish on select hardwoods and veneers features heavy, artistic distressing for an aged appearance. Metal top with heavy artistic distressing and distressed metal corner guards finished in antique bronze. Wheels and push/pull handles for mobility. Hanging stemware rack holds up to twelve glasses. Two full extension drawers with metal drawer glides include removable wine bottle holder trays that hold up to twelve bottles. Open storage area above the drawers. Locking door.



BARROWS

WHEELS MAKE UNIT PORTABLE

WINE, BAR & GAME FURNISHINGS CABINETS



LODI II CONSOLE



PANDORA CONSOLE



BENMORE VALLEY CONSOLE





PASSPORT CONSOLE



PASSPORT II CONSOLE



PASSPORT III CONSOLE

4 AVAILABLE STYLES (on pages 74-75)



EXPANDING WINE & BAR CONSOLES

Made with select hardwoods and veneers. Finished on all sides. Four casters for mobility. 180° door hinges. Top slides to the left and flips open, doubling the top surface area. Accessory drawer with quality dovetail construction with smooth running metal slides. Two adjustable stemware racks store up to 18 large wine goblets. They also act as a shelf for extra storage. Four adjustable wine shelves store up to 20 bottles of wine. Each shelf is reversible for flat storage surface. Locking door.

EXPANDING SURFACE

Top slides to the left and flips open, doubling the top surface area.



LODI II CONSOLE 695117

H. 43" (109 cm), W. 38.5" (98 cm), D. 22" (56 cm)
Fully expanded: W. 77" (196 cm)
Cherry Bordeaux finish is lightly distressed. Features decorative raised panels on the two front doors and on the back. Distinctive antique brass-finished knobs and back plates.



PASSPORT CONSOLE 695276

H. 43" (109 cm), W. 38.5" (98 cm), D. 22" (56 cm)
Fully expanded: W. 75.5" (192 cm)
Aged Gray finish with light distressing. Features distinctive paneled doors and moldings and large bar pulls finished in charcoal gray.



BENMORE VALLEY CONSOLE 695124

H. 43" (109 cm), W. 38.5" (98 cm), D. 22" (56 cm)
Fully expanded: W. 77" (196 cm)
Rustic Hardwood finish is significantly distressed with deep gouges, scribes and rasping for an aged aesthetic. Features decorative raised panels on the two front doors and on the back. Distinctive antique brass-finished bar pulls.



PASSPORT CONSOLE II 695275

H. 43" (109 cm), W. 38.5" (98 cm), D. 22" (56 cm)
Fully expanded: W. 75.5" (192 cm)
Ivory Oak finish, wire brushed for an aged appearance. Features distinctive paneled doors and moldings and large bar pulls finished in charcoal gray.



PANDORA CONSOLE 695246

H. 43" (109 cm), W. 38.5" (98 cm), D. 22" (56 cm)
Fully expanded: W. 75.5" (192 cm)
Aged Gray finish with light distressing. Features substantial faceted door panels with large bar pulls finished in charcoal gray.



PASSPORT CONSOLE III 695277

H. 43" (109 cm), W. 38.5" (98 cm), D. 22" (56 cm)
Fully expanded: W. 75.5" (192 cm)
Burnished Oak finish, wire brushed for an aged appearance. Features distinctive paneled doors and moldings and large bar pulls finished in charcoal gray.





RARE VINTAGE



RARE VINTAGE WINE & BAR CONSOLE 695266

H. 38" (97 cm), W. 31.5" (80 cm), D. 14" (36 cm)
 Finished with dark brown stain over rough sawn solid hardwood for a worn, aged appearance; metal frame and legs finished in charcoal gray. Two solid wood doors with charcoal gray knobs. Left side interior features a solid wooden drawer and open storage area with fixed wooden shelf. Right side interior features a metal stemware rack that holds up to 9 glasses, a fixed wooden shelf, and a metal wine bottle rack that holds up to 9 bottles. Adjustable floor levelers.



PALOMA WINE & BAR CABINET 695244

H. 49.5" (90 cm), W. 35.5" (126 cm), D. 18" (46 cm)

Weathered grey finish on select hardwoods is distressed for an aged appearance. Metal base finished in charcoal gray. Curved top door with bent glass. Round knobs finished in charcoal gray; lid dampers to alleviate the potential of slamming of the lid. Pull out shelf with provides additional work surface. Two doors with inset glass. Wooden stemware rack holds up to 21 large wine glasses. Three wooden wine bottle shelves hold up to 24 bottles; each is reversible and can be used as flat storage surface. Adjustable floor levelers.



PALOMA



OCTAVIA WINE & BAR CONSOLE 695300

H. 41" (104 cm), W. 52.25" (133 cm), D. 15" (38 cm)

Rustic gray finish on select hardwoods and veneers is distressed for an aged appearance. Metal components finished in aged iron. Finished on all sides. Two doors feature soft closing concealed hinges and liquor storage shelves on backside. One shelf behind each door. One drawer with full extension, metal ball bearing drawer slides. Metal stemware racks hold up to 9 large wine glasses. Two large, lower wine shelves store up to nine bottles and are reversible so that they can be used as a flat storage surface. Adjustable floor levelers. Some assembly required.



OCTAVIA



AL FRESCO

AL FRESCO WINE & BAR CONSOLE 695216

H. 48" (122 cm), W. 36" (91 cm), D. 22" (56 cm)

Metal cabinet finished in an aged iron black. Contrasting natural solid wood top with an aged appearance. Wood top flips open, expanding to 72". Finished on all sides. Four cast iron wheels. Metal pin is provided to prevent movement. Extra deep doors with glass fronts include shelves. One large fixed shelf and one removable shelf. 180° door hinges allow. Hanging metal stemware rack holds up to 18 large wine glass. Two drawers provide ample utensil storage. Removable metal wine rack holds up to 16 bottles.

EXPANDING SURFACE

Top surface expands to 72" wide.



WHEELS MAKE UNIT PORTABLE



VENETO WINE SET



ACCESSORIES:

VENETO WINE KIT 655162

H. 2" (5 cm), W. 5" (13 cm), D. 6.25" (16 cm)

Two-piece wine accessory kit. Black Satin finished wood presentation box with silver hinges. Includes one stainless steel waiter's style corkscrew and one polished chrome finished stopper with faceted clear glass crystal top. Corkscrew features a spiral opener, folding bottle opener, and blade.

WINE, BAR & GAME FURNISHINGS CABINETS



ANDIE WINE & BAR CONSOLE 695302

H. 42" (107 cm), W. 39" (99 cm), D. 20" (51 cm)

Weathered gray finish on select hardwoods and veneers. is distressed for an aged appearance. Metal components finished in aged iron. Two hinged, glass doors with metal wire grates open 180°. One drawer with full extension, metal ball bearing drawer slides. Two lower wood shelves are removable. Metal stemware racks hold up to nine large wine glasses. Removable, metal wine rack holds up to twelve bottles and may be placed on top of cabinet. Adjustable floor levelers.



ANDIE



HALF PINT

4 CASTERS
MAKE UNIT
PORTABLE

HALF PINT WINE & BAR CABINET 695256

H. 45.25" (115 cm), W. 18.5" (47 cm), D. 18.5" (47 cm)

Finished in aged iron black with contrasting natural solid wood top and shelves. Portable metal cabinet is finished on all sides; features hinged wire mesh door and two large decorative rings. Four casters allow the cabinet to be easily moved. Metal stemware rack for wine glass storage. Two fixed wooden shelves for storage. Metal wine bottle rack holds up to 6 bottles. Some assembly required.

STIR STICK WINE & BAR CABINET 695272

H. 44.5" (113 cm), W. 18.5" (47 cm), D. 18.5" (47 cm)

Finished in black aged iron with contrasting natural solid wood top and shelves. Portable metal cabinet is finished on all sides; four casters allow the cabinet to be easily moved. Features hinged glass door and two large decorative rings. Metal stemware rack for wine glass storage. Metal wine bottle rack holds up to eight bottles. Some assembly required.



4 CASTERS
MAKE UNIT
PORTABLE



STIR STICK



ITHACA GAME TABLE

REVERSIBLE/
REMOVABLE
SURFACE



Flip top
to reveal
dining surface



MATCHING CLUB CHAIR:
ITHACA CLUB CHAIR 697012
(SEE PAGE 80)



Remove top
to reveal
Texas Hold 'Em
playing surface



REVERSIBLE/
REMOVABLE
SURFACE

Flip top
to reveal
dining surface



NIAGARA GAME TABLE



Remove top
to reveal
Texas Hold 'Em
playing surface



MATCHING CLUB CHAIR:
NIAGARA CLUB CHAIR 697013
(SEE PAGE 80)



**ITHACA & NIAGARA
GAME TABLES**

Made with select hardwoods and veneers. Durable clear coat for wear protection. Accommodates six people. Reversible top features dining surface side and a fabric poker-playing surface on the other. Remove the top to reveal a Texas Hold 'Em surface. Six full-extension drawers with removable sandstone drink coasters. Storage base features storage with hinged door and a fixed shelf. Adjustable floor levelers. Simple assembly is required.

ITHACA GAME TABLE 699012

H. 30" (76 cm), W. 54" (137 cm), D. 54" (137 cm); Apron height: 25.25" (65 cm)
Hampton Cherry finish is lightly distressed for an aged appearance. Dining surface features rare olive ash burl veneers. Storage base features four framed panels with rare olive ash burl veneers.

NIAGARA GAME TABLE 699013

H. 30" (76 cm), W. 50" (127 cm), D. 57.75" (147 cm); Apron H.: 25.25" (65 cm)
Rustic Cherry finish is lightly distressed for an aged appearance. Dining surface features cherry veneers in a sunburst pattern. Base features reeded columns with turned top and bottom caps, decorative carved feet, and six framed panels.



ITHACA PUB STOOL 697010

H. 39" (99 cm), W. 22.75" (58 cm), D. 25.5" (65 cm)
 Seat: H. 24.5" (62 cm), W. 19" (48 cm), D. 19" (48 cm)

Hampton Cherry finish on select hardwoods and veneers, lightly distressed for an aged appearance. Faux brown leather seat cushion and antique brass-finished metal footrest. Furniture glides on all legs and a non-return swivel.



ITHACA PUB TABLE 699010

H. 36" (91 cm), W. 39" (99 cm), D. 39" (99 cm)
 Apron height: 31.75" (81 cm)

Hampton Cherry finish on select hardwoods and veneers, lightly distressed for an aged appearance. Durable clear coat for wear protection. Center of top is reversible/ removable, featuring rare olive ash burl veneers on dining surface side and a chessboard playing surface made from Walnut and Maple veneers on the other. An upholstered backgammon board is provided in the well below. Accommodates four people. Four full-extension drawers with removable sandstone drink coaster. Base features four framed panels with rare olive ash burl veneers and storage with two fixed shelves. Adjustable floor levelers. Simple assembly required.



ITHACA PUB TABLE

FREE GAME ACCESSORIES INCLUDED:

Backgammon pieces with dice cups, dice, and betting die in a fabric bag. Chess and checker pieces are also included in their own fabric bags.



HOWARD MILLER CLUB CHAIR COMMON FEATURES:

- Wood-covered, metal base with ball casters.**
- Non-return swivel, gas height adjustment, and tilt option.**
- Weight capacity: 300 lbs.
- Some assembly is required.

** Models 697022 and 697012 only



ITHACA CLUB CHAIR 697012

H. 41" (104 cm), W. 29.25" (74 cm), D. 30.75" (78 cm)
 Seat: H. 18.5" (47 cm) to 22.5" (57 cm), W. 20" (51 cm), D. 18.75" (48 cm)
 Arm: H. 25" (64 cm) to 29" (74 cm)

Hampton Cherry finish on select hardwoods and veneers, lightly distressed for an aged appearance. Brown faux leather seat cushion and back rest.



BONAVISTA CLUB CHAIR 697022

H. 38.75" (98 cm), W. 28" (71 cm), D. 31.5" (80 cm)
 Seat: H. 18.5" (46 cm) to 22.5" (57 cm), W: 20.5" (52 cm), D. 19" (48 cm)
 Arm: H. 25" (64 cm) to 29" (74 cm)

Rustic Cherry finish on select hardwoods and veneers, lightly distressed for an aged appearance. Black faux leather seat cushion, backrest, and arms.



NIAGARA CLUB CHAIR 697013

H. 37" (94 cm), W. 25.5" (65 cm), D. 24.5" (62 cm)
 Seat: H. 18" (46 cm), W. 22" (56 cm), D. 19.25" (49 cm)
 Arm: H. 25" (64 cm)

Rustic Cherry finish on select hardwoods and veneers, lightly distressed for an aged appearance. Features a black faux leather seat cushion and back rest, and ball casters on four legs.



See page 79 for Niagara Game Table



See page 79 for Ithaca Game Table

MODEL	NAME	PAGE	MODEL	NAME	PAGE	MODEL	NAME	PAGE	MODEL	NAME	PAGE
CURIO DISPLAY CABINETS/BOOKCASES (30-54)			680630	LUKE V	37	OXFORD COLLECTION BOOKCASES			695264	AGED CENTURY	70
680145	GILMORE	47	680631	MELISSA IV	53	920000	CENTER - SC	54	695266	RARE VINTAGE	76
680205	BERKSHIRE	49	680635	MARTINDALE IV	45	920002	LEFT RETURN - SC	54	695272	STIR STICK	78
680207	WILSHIRE	49	680636	MARTINDALE V	45	920004	RIGHT RETURN - SC	54	695275	PASSPORT CONSOLE II	75
680235	TOWNSEND	38	680637	MARTINDALE VI	45	920005	BUNCHING - SC	54	695276	PASSPORT CONSOLE	75
680237	PARKVIEW	38	680638	TYLER VI	39	920006	CENTER - AV	54	695277	PASSPORT CONSOLE III	75
680243	EMBASSY	44	680639	TYLER IV	39	920008	LEFT RETURN - AV	54	695280	TIPPLE	73
680245	GREGORY	47	680640	TYLER V	39	920010	RIGHT RETURN - AV	54	695286	BOILERMAKER	69
680249	JAMESTOWN	50	680641	DELIA	52	920011	BUNCHING - AV	54	695288	FIREWATER	70
680250	JAMESTOWN II	50	680642	DELIA II	52	920012	CENTER - AB	54	695296	WILEY	69
680288	CHESTERFIELD II	42	680643	DELIA III	52	920014	LEFT RETURN - AB	54	695300	OCTAVIA	77
680290	EMBASSY II	49	680650	LUKE VI	37	920016	RIGHT RETURN - AB	54	695302	ANDIE	78
680337	DUBLIN	40	680658	CHESTERBROOK	43	920017	BUNCHING - AB	54	697000	ITHACA BAR STOOL	60
680340	PORTLAND	47	680660	CHESTERBROOK III	43	WINE/BAR GAME FURNISHINGS (55-80)			697001	NIAGARA BAR STOOL	56, 60
680342	HASTINGS	47	680662	CHESTERBROOK V	43	655162	VENETO WINE KIT	77	697009	NORTHPORT BAR STL	58, 60
680345	LYNWOOD	50	680664	MARLOWE III	51	690000	PIEDMONT	64	697010	ITHACA PUB STOOL	80
680346	JENNINGS	50	680665	MARLOWE IV	51	690005	GIMLET	67	697012	ITHACA CLUB CHAIR	79, 80
680347	HAMMOND	50	680666	MARLOWE V	51	690007	PIEDMONT III	64	697013	NIAGARA CLUB CHAIR	79, 80
680395	BRADINGTON	34	680671	BRANTLEY	46	690036	CHAPERONE	61	697022	BONA VISTA CLUB CHAIR	80
680396	BRADINGTON II	34	680672	BRANTLEY II	46	690037	CHAPERONE II	61	697027	CHEERS BAR STOOL	58, 60
680412	SALOMAN	47	680673	BRANTLEY III	46	690038	CHAPERONE III	61	697030	HARBOR SPRINGS BAR STOOL	57, 60
680420	RICARDO	44	680674	BRANTLEY IV	46	690045	PIEDMONT IV	64	697042	GARRISON BAR STOOL	59, 60
680445	HARTLAND	40	680675	BRANTLEY V	46	690046	PIEDMONT V	64	697045	COSMOPOLITAN BAR STOOL	57, 60
680469	MARTINDALE	45	680676	BRANTLEY VI	46	690047	PIEDMONT VI	64	697050	WINE VAULT BAR STOOL	57, 60
680471	MOORLAND	45	680677	BRADINGTON III	34	690048	PIEDMONT VII	64	699010	ITHACA PUB TABLE	80
680477	BERENDS	43	680678	BRADINGTON IV	34	693001	NIAGARA BAR	56	699012	ITHACA GAME TABLE	79
680479	ANDREUS	40	680680	QUINN III	31	693006	NIAGARA CONSOLE	56	699013	NIAGARA GAME TABLE	79
680483	DRAKE	52	680681	QUINN IV	31	693007	NIAGARA HUTCH	56	CUSTOM HOME STORAGE (16-23)		
680484	DUSTIN	52	680682	QUINN V	31	693009	NORTHPORT BAR	58	HS27s	27" HOME STORAGE	18
680485	DOMINIC	52	680690	ANSEL	30	693027	CHEERS BAR	58	HS50s	50" HOME STORAGE	20
680487	DUANE	52	680692	SHEENA	33	693030	HARBOR SPRINGS BAR	57	HS73s	73" HOME STORAGE	22
680501	BERNADETTE	42	680693	SHEENA II	33	693042	GARRISON BAR	59	CUSTOM TV CONSOLES (1-11)		
680515	WILLIAMSON	35	680694	SHEENA III	33	693045	COSMOPOLITAN BAR	59	HL50s	LOW PROFILE	15
680529	MARLOWE	51	680696	REEKO	32	693050	WINE VAULT BAR	57	HL73s	LOW PROFILE	15
680533	UNDERHILL	48	680697	REEKO II	32	695002	CABERNET HILLS	72	TS46s	46" WIDE	3
680535	BURROWS	48	680700	RAMONA	32	695015	TOSCANA	66	TS63s	63" WIDE	4
680536	TYLER III	39	680701	RAMONA II	32	695016	MERLOT VALLEY	71	TS72s	72" WIDE	5
680537	TYLER	39	680720	TAMSIN	53	695065	SONOMA II	62	TS83s	83" WIDE	6
680538	TYLER II	39	680721	TAMSIN II	53	695078	COGNAC	66	XT46s	46" WIDE EXTRA TALL	7
680539	TYLER VII	39	680722	TAMSIN III	53	695081	BAR DEVINO II	71	XT63s	63" WIDE EXTRA TALL	7
680572	JAYDEN III	35	680723	TAMSIN IV	53	695084	SHIRAZ	72	XT72s	72" WIDE EXTRA TALL	8
680574	JAYDEN IV	35	680725	FLORA	41	695114	BAROSSA VALLEY	62	XT83s	83" WIDE EXTRA TALL	8
680575	JAYDEN	35	680726	FLORA II	41	695117	LODI II CONSOLE	75	CUSTOM FIREPLACE CONSOLES (12-15)		
680576	JAYDEN II	35	680727	FLORA III	41	695122	ROGUE VALLEY	62	FP46s	46" WIDE FIREPLACE	10
680577	MARTINDALE II	45	680728	FLORA IV	41	695124	BENMORE VALLEY CONSOLE	75	FP63s	63" WIDE FIREPLACE	10
680578	MARTINDALE III	45	680730	DANICA	36	695138	RED MOUNTAIN	67	FP72s	72" WIDE FIREPLACE	10
680579	BERENDS III	43	680731	DANICA II	36	695142	SAMBUCA	62	FT46s	46" WIDE FIREPLACE TALL	11
680580	BERENDS IV	43	680732	DANICA III	36	695146	BARROWS CONSOLE	73	FT63s	63" WIDE FIREPLACE TALL	12
680588	LUKE	37	680733	DANICA IV	36	695154	BAROLO CABINET	62	FT72s	72" WIDE FIREPLACE TALL	12
680590	SHAYNE	37	680735	BRIGID	44	695216	AL FRESCO	77	CUSTOM WINE & BAR CONSOLES (24-26)		
680594	UNDERHILL II	48	680736	BRIGID II	44	695222	BAR CART	65	WS46s	46" WIDE	26
680596	UNDERHILL III	48	680740	ELISA	36	695226	JAMAICA INN	65	WS63s	63" WIDE	26
680598	QUINN	31	680741	ELISA II	36	695236	ROB ROY	68			
680599	QUINN II	31	680745	BREINDEL	42	695237	ROB ROY II	68			
680609	JAIME	51	680746	BREINDEL II	42	695244	PALOMA	76			
680624	KANE II	38	680747	BREINDEL III	42	695246	PANDORA CONSOLE	75			
680625	KANE	38	680750	LARSON	33	695262	PASSPORT CABINET	62			
680626	KANE III	38	680751	LARSON II	33	695256	HALF PINT	78			
680627	MARLOWE II	51	680752	LARSON III	33						
680629	LUKE IV	37									

Product specifications are subject to change without notice.
Actual finishes may vary from product photography shown in this catalog.

HOWARD MILLER FAMILY OF COMPANIES

HEKMAN[®]
Comfortable Living.™

HOWARD MILLER[®]
Enhancing life at home.™

Ridgeway
The heartbeat of the home.™

FINE FURNISHINGS FOR THE HOME: Clocks, Curios, Wine & Bar, Pub & Game, Bedroom, Dining Room, Accents, Home Office, Home Entertainment, Occasional, Accent Chairs, Dining Chairs, and Bar Stools



For full product descriptions and to view the entire Howard Miller line, visit
www.howardmiller.com

DEALER SERVICES

MOBILE APP for Howard Miller Dealers

Download App to check stock, access
Help Center, and view instruction videos



DEALER SERVICES WEBSITE for Howard Miller Dealers

Check inventory, place an order, check an order. This secure,
password-protected website gives you access to all of your
pertinent account information 24/7.

VISIT: <http://services.howardmiller.com>

ORDER VIA EMAIL for Howard Miller Dealers

Place an order by sending an email to Howard Miller's customer
service. NOTE: This email address is dedicated to orders only.

EMAIL: orderdesk@howardmiller.com

TOLL-FREE ORDER FAX SERVICE for Howard Miller Dealers

Don't call it in, fax it in. Place an order using Howard Miller's
toll-free number. NOTE: This fax line is dedicated to orders only.

FAX: 1-877-673-3739

**HOWARD
MILLER**[®]

© 2022 Howard Miller / Printed in the USA
Part #010890-1122
\$5.00

NOTICE: Some furniture products can expose you to chemicals known to the State of California to cause cancer or birth defects or other reproductive harm. Please check on-product label for warning information.