

Go to our
Howard Miller webpage!

CURIO CABINETS

Curio Cabinets	17
Corner Curios	41
Console Curios.....	52
Wall Curios	53
Bookcases.....	54



springclock.net
217-544-0840

Go to our
Howard Miller webpage!



GREGORY



ELISE



GILMORE



GREGORY 680-245



- Windsor Cherry finish on select hardwoods and veneers, with polished brass finished hinges and pulls.
- Features side access doors, profiled molding, and reeded columns.
- Four adjustable glass shelves allow for five levels of display.
- Pad-Lock™ metal shelf clips lock shelves into place.
- No Reach™ roller on/off light switch for incandescent light is located on the back.
- Adjustable floor levelers provide stability on uneven floors.
- Made in the USA.

H. 73" (185 cm) W. 20" (51 cm) D. 10.5" (27 cm)



ELISE 680-521



- Cherry Bordeaux finish on select hardwoods and veneers.
- Side opening door provides easy access to collectibles.
- Glass mirrored back enhances the view.
- Four adjustable glass shelves allow for five levels of display; continuous holes for shelf adjustment.
- Pad-Lock™ cushioned metal shelf clips increase stability and safety.
- No-Reach™ roller light switch for interior light is conveniently located on the back of the cabinet.
- Adjustable floor levelers provide stability on uneven floors.
- Made in the USA.

H. 75.25" (191 cm) W. 26.25" (67 cm) D. 13" (33 cm)



GILMORE 680-145



- Windsor Cherry finish on select hardwoods and veneers is lightly distressed.
- Features a gracefully arched bonnet and full length glass door.
- Pad-Lock™ metal shelf clips lock shelves into place.
- No Reach™ roller on/off light switch for halogen light is located on the back. A handy key holder is attached.
- Front locking door secures collectibles.
- Four adjustable glass shelves allow for five levels of display.
- Adjustable floor levelers provide stability on uneven floors.
- Made in the USA.

H. 76.25" (194 cm) W. 19" (48 cm) D. 10.75" (27 cm)

CURIO CABINETS

CUSTOM CABINETS

CURIO CABINETS & BOOKCASES

DISPLAY CABINETS

WINE, BAR & GAME FURNISHINGS



PORTLAND



TORRINGTON



CURIO CABINETS



- This cabinet offers a flat top pediment and delicately scalloped front.
- Full-length crystal-cut grooved glass on the front.
- A side-opening door provides easy access to shelves.
- Four adjustable glass shelves allow for five levels of display; continuous holes for shelf adjustment.
- Pad-Lock™ metal shelf clips lock shelves into place.
- No Reach™ roller on/off light switch for incandescent light is located on the back.
- Adjustable floor levelers provide stability on uneven floors.
- Made in the USA.

H. 76" (193 cm), W. 27" (69 cm), D. 13.5" (34 cm)



PORTLAND 680-340

- Windsor Cherry finish on select hardwoods and veneers.

TORRINGTON 680-341

- Golden Oak finish on select hardwoods and veneers.



HASTINGS



CUMBERLAND



CURIO CABINETS



- Features decorative shell and leaf overlays on a removable top crown.
- Full-length crystal-cut grooved glass on the front.
- A side-opening door provides easy access to shelves.
- Pad-Lock™ metal shelf clips lock shelves into place.
- No Reach™ roller on/off light switch for incandescent light is located on the back.
- Seven adjustable glass shelves allow for eight levels of display; continuous holes for maximum shelf adjustment.
- Adjustable floor levelers provide stability on uneven floors.
- Made in the USA.

H. 79.25" (201 cm), W. 27" (69 cm), D. 13.5" (34 cm)



HASTINGS 680-342

- Windsor Cherry finish on select hardwoods and veneers.

CUMBERLAND 680-344

- Golden Oak finish on select hardwoods and veneers.

CURIO CABINETS

CUSTOM CABINETS

CURIO CABINETS & BOOKCASES

DISPLAY CABINETS

WINE, BAR & GAME FURNISHINGS



SALOMAN



ROSLYN



SALOMAN 680-412



- Black Coffee finish on select hardwoods and veneers.
- Side-opening door provides easy access.
- Pad-Lock™ metal shelf clips lock shelves into place.
- Seven adjustable glass shelves allow for eight levels of display; continuous holes for shelf adjustment.
- Glass mirrored back and beveled glass door.
- No Reach™ roller on/off light switch for incandescent light is located on the back.
- Adjustable floor levelers provide stability on uneven floors.
- Made in the USA.

H. 77.75" (198 cm) W. 27.25" (69 cm) D. 13.5" (34 cm)



ROSLYN 680-499



- Worn Black finish on select hardwoods and veneers is moderately distressed for an aged appearance. Features a unique grille design in front of the glass and a nickel finished knob and back plate.
- Locking front door slides in both directions for convenient access.
- Glass mirrored back enhances your treasures.
- Four adjustable glass shelves allow for five levels of display.
- Pad-Lock™ metal shelf clips lock shelves into place.
- No Reach™ roller on/off light switch with halogen light is located on the back and features a key holder.
- Adjustable floor levelers provide stability on uneven floors.
- Made in the USA.

H. 78" (198 cm), W. 32" (81 cm), D. 14.75" (37 cm)



Front doors slide in both directions for easy access.



RICARDO



MANFORD

FULL-EXTENSION DRAWER



RICARDO 680-420



- Hampton Cherry finish on select hardwoods and veneers is heavily distressed with light and deep dents for an aged appearance; dark antique brass-finished knob and back plate.
- Large reeded columns feature decorative top corner overlays.
- Locking front door slides in both directions for convenient access.
- Glass mirrored back.
- No Reach™ roller on/off light switch for halogen light is located on the back and features a key holder.
- Four glass shelves allow for five levels of display.
- Pad-Lock™ metal shelf clips lock shelves into place.
- Adjustable floor levelers provide stability.
- Made in the USA.

H. 78" (198 cm), W. 32" (81 cm), D. 14.25" (36 cm)



Front door slides in both directions for easy access.



MANFORD 680-523



- Cherry Bordeaux finish on select hardwoods and veneers.
- Features a storage drawer at base of case.
- Locking door slides in both directions for easy access to collectibles.
- Glass mirrored back enhances the view.
- Four adjustable glass shelves allow for five levels of display.
- No-Reach™ roller light switch for interior light is conveniently located on the back of the cabinet. A handy key holder is attached.
- Halogen lighting for brighter, whiter, longer-lasting light to illuminate your collectibles.
- Pad-Lock™ metal shelf clips lock shelves into place.
- Adjustable levelers under each corner provide stability.
- Made in the USA.

H. 78" (198 cm), W. 28" (71 cm), D. 18.5" (47 cm)



Front doors slide in both directions for easy access.

CURIO CABINETS

CUSTOM CABINETS

CURIO CABINETS & BOOKCASES

DISPLAY CABINETS

WINE, BAR & GAME FURNISHINGS



BERENDS



BERENDS III



BERENDS IV



BERENDS II



BERENDS CURIO CABINETS



- Front locking door slides in both directions for convenient access.
- Four adjustable glass shelves allow for five levels of display; continuous holes for shelf adjustment.
- Pad-Lock™ metal shelf clips lock shelves into place.
- Glass mirrored back.
- No Reach™ roller on/off light switch for halogen light is located on the back. A handy key holder is attached.
- Adjustable floor levelers provide stability.
- Made in the USA.

H. 78" (198 cm), W. 32" (81 cm), D. 14.25" (36 cm)



Front door slides in both directions for easy access.



BERENDS 680-477

- Black Satin finish on select hardwoods and veneers.

BERENDS II 680-478

- Camden Oak finish on select hardwoods and veneers.

BERENDS III 680-579

- Espresso finish on select hardwoods and veneers.

BERENDS IV 680-580

- Cherry Bordeaux finish on select hardwoods and veneers



CHESTERFIELD



CHESTERFIELD II



CHESTERFIELD III



CHESTERFIELD CURIO CABINETS



- This cabinet features beveled glass on the door.
- Seven adjustable glass shelves allow for eight levels of display; continuous holes for shelf adjustment.
- Pad-Lock™ metal shelf clips lock shelves into place.
- No Reach™ Touch-Lite™ switch located on the back of the cabinet offers four levels of halogen light: low, medium, high, and off. A handy key holder is attached.
- Front locking door secures your collectibles.
- Adjustable floor levelers provide stability on uneven floors.
- Made in the USA.

H. 78" (198 cm), W. 28" (71 cm), D. 17" (43 cm)

CHESTERFIELD 680-286

- Windsor Cherry finish on select hardwoods and veneers.

CHESTERFIELD II 680-288

- Golden Oak finish on select hardwoods and veneers.

CHESTERFIELD III 680-287

- Antique Black finish is lightly distressed for an aged appearance.

CURIO CABINETS




CURIO CABINETS



- The front door of this display cabinet slides in both directions for easy access to the shelves.
- Beveled glass on the front door for added elegance.
- Ample display space with six glass shelves for seven levels of display.
- Six shelves can be adjusted to any level within your cabinet.
- Plate grooves in the glass shelves allow for vertical display of your collectible plates.
- Halogen lighting for brighter, whiter, longer-lasting light to illuminate your collectibles.
- No-Reach™ light switch is conveniently located on the back of the cabinet. A handy key holder is attached.
- Locking door for added security.
- Glass mirrored back beautifully showcases your collectibles.
- Adjustable levelers under each corner provide stability on uneven and carpeted floors.
- Made in the USA.

H. 78" (198 cm), W. 28" (71 cm), D. 17" (43 cm)



Front door slides in both directions for convenient access to the shelves.



MARTINDALE



MARTINDALE 680-469

- Cherry Bordeaux finish on select hardwoods and veneers.

MARTINDALE II 680-577

- Espresso finish on select hardwoods and veneers.

MARTINDALE III 680-578

- Black Satin finish on select hardwoods and veneers.

MARTINDALE IV 680-635

- Aged Auburn finish on select hardwoods and veneers is wire brushed for a natural, reclaimed wood appearance.

MARTINDALE V 680-636

- Aged Linen finish on select hardwoods and veneers is wire brushed for a natural, reclaimed wood appearance.

MARTINDALE VI 680-637

- Aged Grey finish on select hardwoods and veneers is wire brushed for a natural, reclaimed wood appearance.

MOORLAND 680-471

- Legacy Oak finish on select hardwoods and veneers.



MARTINDALE II



MARTINDALE III



MARTINDALE IV



MARTINDALE V



MARTINDALE VI



MOORLAND

CURIO CABINETS

CUSTOM CABINETS

CURIO CABINETS & BOOKCASES

DISPLAY CABINETS


WINE, BAR & GAME FURNISHINGS



LUKE



LUKE IV



LUKE V



LUKE VI



LUKE CURIO CABINETS



- This curio cabinet features a two-way slide opening locking door with beveled glass.
- A glass mirrored back enhances the view.
- Five adjustable glass shelves allow for six levels of display; continuous holes for shelf adjustment.
- Pad-Lock™ cushioned metal shelf clips increase stability and safety.
- Halogen lighting to illuminate your collectibles.
- No-Reach™ roller light switch for interior light is conveniently located on the back of the cabinet. A handy key holder is attached.
- Adjustable levelers under each corner provide stability on uneven and carpeted floors.
- Made in the USA.

H. 80" (203 cm), W. 28.5" (72.5 cm), D. 15" (38 cm)



LUKE 680-588

- Espresso finish on select hardwoods and veneers.

LUKE IV 680-629

- Black Satin finish on select hardwoods and veneers.

LUKE V 680-630

- Gloss Red finish on select hardwoods and veneers.

LUKE VI 680-650

- Aged Grey finish on select hardwoods and veneers is wire brushed for a natural, reclaimed wood appearance.



Front door slides in both directions for easy access.



MARSH BAY




BERNADETTE



MARSH BAY 680-545



- Driftwood finish on select hardwoods and veneers is heavily wire brushed for a natural, reclaimed wood appearance.
- Locking front door slides in both directions for convenient access to shelves.
- Halogen lighting for brighter, whiter, longer-lasting light to illuminate your collectibles.
- No-Reach™ roller light switch for interior light is conveniently located on back of cabinet. A handy key holder is attached.
- Glass mirrored back enhances the view.
- Four adjustable glass shelves allow for five levels of display; continuous holes for shelf adjustment.
- Pad-Lock™ metal shelf clips lock shelves into place.
- Adjustable floor levelers provide stability on uneven floors.
- Made in the USA.



Front doors slide in both directions for easy access.

Due to a hand-applied, wire-brushed distressing technique on this product to accentuate the wood grains, the finish color may vary from product to product and photography.

H. 77.75" (198 cm), W. 33.5" (85 cm), D. 12.25" (31 cm)



BERNADETTE 680-501



- Hampton Cherry finish on select hardwoods and veneers is heavily distressed with light and deep dents for an aged appearance.
- Locking front door slides in both directions for convenient access.
- Glass mirrored back.
- Four glass shelves allow for five levels of display.
- Pad-Lock™ metal shelf clips lock shelves into place.
- No Reach™ roller on/off light switch with halogen light is located on the back and features a key holder.
- Adjustable floor levelers provide stability.
- Made in the USA.



Front door slides in both directions for easy access.

H. 78" (198 cm), W. 32.25" (82 cm), D. 15.25" (38 cm)

CURIO CABINETS

CUSTOM CABINETS

CURIO CABINETS & BOOKCASES

DISPLAY CABINETS

WINE, BAR & GAME FURNISHINGS



CADEN



CADEN III



CADEN IV

CADEN II



CADEN CURIO CABINETS



- Distinctive locking door slides in both directions for convenient access to shelves and features an applied molding with stepped corners.
- Four adjustable glass shelves allow for five levels of display; continuous holes for shelf adjustment.
- Pad-Lock™ metal shelf clips lock shelves into place.
- Glass mirrored back enhances your treasures.
- Halogen lighting for brighter, whiter, longer-lasting light to illuminate your collectibles.
- No-Reach™ roller light switch for interior light is conveniently located on the back of the cabinet. A handy key holder is attached.
- Adjustable floor levelers provide stability on uneven floors.
- Made in the USA.

H. 80" (203 cm), W. 39" (99 cm), D. 17.75" (45 cm)



Front doors slide in both directions for easy access.

CADEN 680-607

- Aged Natural finish on select hardwoods and veneers is wire brushed for a natural, reclaimed wood appearance, and lightly distressed with worm holes for an aged appearance.

CADEN II 680-608

- Aged Auburn finish on select hardwoods and veneers is wire brushed for a natural, reclaimed wood appearance, and lightly distressed with worm holes for an aged appearance.

CADEN III 680-651

- Aged Grey finish on select hardwoods and veneers is wire brushed for a natural, reclaimed wood appearance, and lightly distressed with worm holes for an aged appearance.

CADEN IV 680-652

- Aged Linen finish on select hardwoods and veneers is wire brushed for a natural, reclaimed wood appearance, and lightly distressed with worm holes for an aged appearance.



SHAYNE



EMBASSY



SHAYNE 680-590



- Silver finish on select hardwoods and veneers.
- The front frame of this curio features an inset mirror and beveled glass.
- Two side entry doors offer easy access to collectibles.
- Glass mirrored back and bottom panels enhance view.
- Four adjustable glass shelves allow for five levels of display; continuous holes for shelf adjustment.
- Halogen lighting to illuminate your collectibles.
- No-Reach™ roller light switch for interior light is conveniently located on back of cabinet.
- Pad-Lock™ metal shelf clips lock shelves into place.
- Adjustable floor levelers provide stability on uneven floors.
- Made in the USA.

H. 80" (203 cm), W. 28.5" (73 cm), D. 12.75" (33 cm)



EMBASSY 680-243



- Embassy Cherry finish on select hardwoods and veneers is lightly distressed for an aged appearance.
- Pediment is crowned with richly detailed leaves and a shell at its center. Fluted columns offer detailed column caps.
- No Reach™ roller on/off light switch for halogen light is located on the back. A handy key holder is attached.
- Front locking door secures your collectibles.
- Four adjustable glass shelves allow for five levels of display; continuous holes for shelf adjustment.
- Pad-Lock™ metal shelf clips lock shelves into place.
- Plate grooves allow vertical display of plates.
- Beveled glass on the front panel.
- Adjustable floor levelers provide stability on uneven floors.
- Made in the USA.
- *Designed by Chris Bergelin*

H. 84.75" (215 cm), W. 36.75" (93 cm), D. 14.5" (36 cm)

CURIO CABINETS

CUSTOM CABINETS

CURIO CABINETS & BOOKCASES

DISPLAY CABINETS

WINE, BAR & GAME FURNISHINGS




TYLER CURIO CABINETS



- Locking front door slides in both directions for convenient shelf access.
- Halogen lighting for brighter, whiter, longer-lasting light to illuminate your collectibles.
- No-Reach™ roller light switch for interior light is conveniently located on back of cabinet. A handy key holder is attached.
- Beveled glass and glass mirrored back enhance the view.
- Six adjustable glass shelves allow for seven levels of display; continuous holes for shelf adjustment.
- Plate grooves allow for vertical display of plates.
- Pad-Lock™ metal shelf clips lock shelves into place.
- Adjustable floor levelers provide stability on uneven floors.
- Made in the USA.

H. 78.25" (199 cm), W. 42.5" (108 cm), D. 17" (43 cm)



Front door slides in both directions for easy access.



TYLER 680-537

- Cherry Bordeaux finish on select hardwoods and veneers.

TYLER II 680-538

- Black Satin finish on select hardwoods and veneers.

TYLER III 680-536

- Espresso finish on select hardwoods and veneers.

TYLER IV 680-639

- Aged Linen finish on select hardwoods and veneers is wire brushed for a natural, reclaimed wood appearance.

TYLER V 680-640

- Aged Grey finish on select hardwoods and veneers is wire brushed for a natural, reclaimed wood appearance.

TYLER VI 680-638

- Aged Auburn finish on select hardwoods and veneers is wire brushed for a natural, reclaimed wood appearance.



TYLER



TYLER II



TYLER III



TYLER IV



TYLER V



TYLER VI

CURIO CABINETS

CUSTOM CABINETS

CURIO CABINETS & BOOKCASES

DISPLAY CABINETS

WINE, BAR & GAME FURNISHINGS



QUINN



QUINN II



QUINN CURIO CABINETS



- Features a distinctive charcoal finished base.
- Hinged front glass doors feature antique charcoal finished bar pulls.
- The design allows for two or more to be used as bunching cabinets.
- Four adjustable glass shelves allow for five levels of display; continuous holes for shelf adjustment.
- Plate grooves for vertical display of plates.
- Pad-Lock™ metal shelf clips lock shelves into place.
- Glass mirrored back enhances your treasures.
- Halogen lighting for brighter, whiter, longer-lasting light to illuminate your collectibles.
- No-Reach™ roller light switch for interior light is conveniently located on back of cabinet.
- Adjustable floor levelers provide stability on uneven floors.
- Glass front doors require some assembly.
- Made in the USA.

H. 78.75" (200 cm), W. 35.75" (91 cm), D. 15.5" (39 cm)



QUINN 680-598

- Aged Natural finish on select hardwoods and veneers is wire brushed for a natural, reclaimed wood appearance.

QUINN II 680-599

- Burnished Silver finish on select hardwoods and veneers is lightly wire brushed for a natural, reclaimed wood appearance.
- Glass mirrored bottom.



DUBLIN



DUBLIN 680-337



- Windsor Cherry finish on select hardwoods and veneers.
- Acanthus leaf molding, reeded columns with top and bottom caps, and gently scalloped base.
- Locking front door slides in both directions for easy access.
- No Reach™ Touch-Lite™ switch located on the back of the cabinet offers four levels of halogen light: low, medium, high, and off. A handy key holder is attached.
- Four adjustable glass shelves allow for five levels of display; continuous holes for maximum shelf adjustment.
- Pad-Lock™ metal shelf clips lock shelves into place.
- Plate grooves for vertical display of plates.
- Adjustable floor levelers provide stability on uneven floors.
- Made in the USA.

H. 80" (203 cm), W. 42.5" (108 cm), D. 14.75" (37 cm)



Front doors slide in both directions for easy access.



HARTLAND



HARTLAND 680-445



- Hampton Cherry finish on select hardwoods and veneers is heavily distressed with light and deep dents for an aged appearance. Dark antique brass finished knob and plate on door.
- Features reeded columns, decorative overlay on an arched pediment, and decorative cutout in the base.
- Locking front door slides in both directions for convenient access.
- Beveled glass on door. Glass mirrored back.
- Four adjustable glass shelves allow for five levels of display; continuous holes for shelf adjustment.
- Pad-Lock™ metal shelf clips lock shelves into place.
- Plate grooves for vertical display of plates.
- No Reach™ Touch-Lite™ switch located on the back of the cabinet offers four levels of halogen light: low, medium, high, and off. A handy key holder is attached.
- Adjustable floor levelers provide stability on uneven floors.
- Made in the USA.

H. 78" (198 cm), W. 42" (107 cm), D. 14.25" (36 cm)



Front doors slide in both directions for easy access.

CURIO CABINETS

CUSTOM CABINETS

CURIO CABINETS & BOOKCASES

DISPLAY CABINETS

WINE, BAR & GAME FURNISHINGS



DONEGAL



ANDREUS



DONEGAL 680-339



- Oak Yorkshire finish on select hardwoods and veneers.
- Dentil molding on the pediment, reeded columns with top and bottom caps, and a gently scalloped base.
- Locking front door slides in both directions for easy access.
- No Reach™ Touch-Lite™ switch located on the back of the cabinet offers four levels of halogen light: low, medium, high, and off. A handy key holder is attached.
- Four adjustable glass shelves allow for five levels of display; continuous holes for maximum shelf adjustment.
- Plate grooves for vertical display of plates.
- Pad-Lock™ metal shelf clips lock shelves into place.
- Adjustable floor levelers provide stability on uneven floors.
- Made in the USA.

H. 80" (203 cm), W. 42.5" (108 cm), D. 14.75" (37 cm)



Front doors slide in both directions for easy access.



ANDREUS 680-479



- Tuscany Cherry finish on select hardwoods and veneers is lightly distressed for an aged appearance.
- Locking front door slides in both directions and features Acanthus leaf column caps over contoured columns.
- Four adjustable glass shelves allow for five levels of display; continuous holes for shelf adjustment.
- Pad-Lock™ metal shelf clips lock shelves into place.
- Plate grooves for vertical display of plates.
- Beveled glass on door and glass mirrored back.
- No Reach™ Touch-Lite™ switch located on the back of cabinet offers four levels of halogen light: low, medium, high, and off. A handy key holder is attached.
- Adjustable floor levelers provide stability on uneven floors.
- Made in the USA.

H. 78" (198 cm), W. 42" (107 cm), D. 14.25" (36 cm)



Front doors slide in both directions for easy access.



FULL-EXTENSION DRAWER

WILLIAMSON



BRENNA



WILLIAMSON 680-515



- Espresso finish on select hardwoods and veneers.
- Locking front door slides in both directions for convenient access to shelves.
- Lower drawer with an antique nickel-finished pull.
- Drawer feature full extension metal drawer glides.
- Glass mirrored back enhances your treasures.
- Five adjustable glass shelves and one fixed wooden shelf allow for six levels of display.
- Continuous holes for versatile shelf placement.
- Plate grooves in the glass shelves allow vertical display of plates.
- Pad-Lock™ metal shelf clips lock shelves into place.
- No Reach™ roller on/off light switch located on the back of the cabinet controls a halogen light. A handy key holder is attached.
- Adjustable floor levelers provide stability on uneven floors.
- Made in the USA.

H. 78.25" (199 cm), W. 36" (91 cm), D. 15.75" (40 cm)



Front door slides in both directions for easy access.



BRENNA 680-539



- Charleston Place finish on select hardwoods and veneers is significantly distressed with deep gouges, scribes, and rasping for an aged aesthetic.
- Large center ring pull on the door, large corbels, and bun feet.
- Locking front door slides in both directions for convenient access to shelves.
- Halogen lighting for brighter, whiter, longer-lasting light to illuminate your collectibles.
- No-Reach™ roller light switch for interior light is conveniently located on back of cabinet. A handy key holder is attached.
- Glass mirrored back enhances the view.
- Four adjustable glass shelves allow for five levels of display; continuous holes for shelf adjustment.
- Pad-Lock™ metal shelf clips lock shelves into place.
- Adjustable floor levelers provide stability on uneven floors.
- Made in the USA.

H. 80.5" (204 cm), W. 37" (94 cm), D. 16" (41 cm)



Front doors slide in both directions for easy access.

CURIO CABINETS

CUSTOM CABINETS

CURIO CABINETS & BOOKCASES

DISPLAY CABINETS

WINE, BAR & GAME FURNISHINGS



FELICIA



BRADINGTON

BRADINGTON II



FELICIA 680-497



- Rustic Cherry finish on select hardwoods and veneers is heavily distressed with deep dents, gouges, and worm holes for an aged appearance.
- Locking front door features a decorative shell and vine overlay, large reeded columns with significantly carved Acanthus top caps, turned bottom caps and slides in both directions for convenient access to shelves.
- Beveled glass on door and glass mirrored back.
- Four adjustable glass shelves allow for five levels of display; continuous holes for shelf adjustment.
- Pad-Lock™ metal shelf clips lock shelves into place.
- Plate grooves in the glass shelves allow vertical display of plates.
- No Reach™ Touch-Lite™ switch located on back of cabinet offers four levels of halogen light: low, medium, high, and off. A handy key holder is attached.
- Adjustable floor levelers provide stability on uneven floors.
- Made in the USA.



Front doors slide in both directions for easy access.

H. 78" (198 cm), W. 42" (107 cm), D. 15" (38 cm)



BRADINGTON CURIO CABINETS



- Four adjustable glass shelves for five levels of display; continuous holes for shelf adjustment.
- Plate grooves for vertical display of plates.
- Pad-Lock™ metal shelf clips lock shelves in place.
- Glass mirrored back enhances your treasures.
- The design allows for two or more to be used as bunching cabinets.
- No Reach™ Touch-Lite™ switch located on the back of the cabinet offers four levels of halogen light: low, medium, high, and off.
- Adjustable floor levelers provide stability on uneven floors.
- Made in the USA.
- *Designed by Chris Bergelin*



These cabinets feature four curved glass front doors.

H. 82" (208 cm), W. 36" (91 cm), D. 17" (43 cm)



BRADINGTON 680-395

- Black Coffee finish on select hardwoods and veneers.

BRADINGTON II 680-396

- Silver finish on select hardwoods and veneers.

CURIO CABINETS

CUSTOM CABINETS

CURIO CABINETS & BOOKCASES

DISPLAY CABINETS

WINE, BAR & GAME FURNISHINGS



JAYDEN



JAYDEN II



JAYDEN III



JAYDEN IV



JAYDEN CURIO CABINETS



- Locking door slides in both directions for convenient access to shelves, features beveled glass, and locks to secure your collectibles.
- Four adjustable glass shelves allow for five levels of display; continuous holes for shelf adjustment.
- Pad-Lock™ metal shelf clips lock shelves into place.
- Glass mirrored back enhances your treasures.
- LED lighting for brighter, whiter, longer lasting light to illuminate your collectibles.
- No-Reach™ roller light switch for interior light is conveniently located on the back of the cabinet. A handy key holder is attached.
- Adjustable floor levelers provide stability on uneven floors.
- Made in the USA.

H. 76.75" (195 cm), W. 33.5" (85 cm), D. 12.25" (31 cm)



Front doors slide in both directions for easy access.



JAYDEN 680-575

- Espresso finish on select hardwoods and veneers.

JAYDEN II 680-576

- Silver finish on select hardwoods and veneers.

JAYDEN III 680-572

- Hand-rubbed Gloss Black finish on select hardwoods and veneers.

JAYDEN IV 680-574

- Hand-rubbed Gloss White finish on select hardwoods and veneers.



KANE



KANE II



KANE III



KANE CURIO CABINETS



- Locking front door, with beveled glass slides in both directions for convenient access to the shelves.
- Two incandescent lights provided to illuminate your collectibles.
- No-Reach™ roller light switch for interior lights is conveniently located on the back of the cabinet. A handy key holder is attached.
- Glass mirrored back enhances the view.
- Five adjustable glass shelves for six levels of display, with continuous holes for shelf adjustment.
- Plate grooves allow for vertical display of plates.
- Pad-Lock™ cushioned metal shelf clips increase stability and safety.
- Adjustable floor levelers provide stability on uneven floors.
- Made in the USA.



Front doors slide in both directions for easy access.

H. 80" (203 cm), W. 50" (127 cm), D. 21.5" (55 cm)

KANE 680-625

- Cherry Bordeaux finish on select hardwoods and veneers.

KANE II 680-624

- Black Satin finish on select hardwoods and veneers.

KANE III 680-626

- Espresso finish on select hardwoods and veneers.

CURIO CABINETS

CUSTOM CABINETS

CURIO CABINETS & BOOKCASES

DISPLAY CABINETS

WINE, BAR & GAME FURNISHINGS



TOWNSEND

PARKVIEW



CURIO CABINETS



- X-tra® cabinet with added height and depth. This Village Collectors Cabinet offers extra deep shelves for your favorite collection of villages or cottages.
- Locking front door slides in both directions for easy access.
- Four extra thick adjustable glass shelves allow for five levels of display; continuous holes for shelf adjustment.
- Pad-Lock™ metal shelf clips lock shelves into place.
- Adjustable power receptacle cord runs down an interior corner for lighting collectibles at every shelf level.
- Plate grooves for vertical display of plates.
- No Reach™ roller on/off light switch on the back controls two incandescent lights. A handy key holder is attached.
- Adjustable floor levelers provide stability on uneven floors.
- Made in the USA.

H. 80" (203 cm), W. 50" (127 cm), D. 21.5" (55 cm)



TOWNSEND 680-235

- Windsor Cherry finish on select hardwoods and veneers.
- Acanthus leaf molding accents the pediment, along with reeded columns at the sides.



Front doors slide in both directions for easy access.

PARKVIEW 680-237

- Golden Oak finish on select hardwoods and veneers.
- Decorative dentil molding accents the pediment along with reeded columns at the sides.



LYNWOOD



JENNINGS



HAMMOND

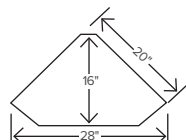


CORNER CURIO CABINETS



- Crystal-cut grooved glass on the front opening door.
- Four adjustable glass shelves for five levels of display; continuous holes for shelf adjustment.
- Pad-Lock™ metal shelf clips lock shelves in place.
- No Reach™ roller on/off light switch for incandescent light is located on the back.
- Adjustable floor levelers provide stability on uneven floors.
- Made in the USA.

H. 72" (183 cm)
 W. 28" (71 cm)
 D. 16" (41 cm)
 Wall dimension: 20" (51 cm)



LYNWOOD 680-345

- Windsor Cherry finish on select hardwoods and veneers.

JENNINGS 680-346

- Cherry Bordeaux finish on select hardwoods and veneers.

HAMMOND 680-347

- Golden Oak finish on select hardwoods and veneers.



MELISSA III



MELISSA IV



MELISSA CORNER CURIO CABINETS



- This corner curio cabinet features angled sides with glass mirrored panels which enhance the viewing of your valuable collections.
- The interior of the case is illuminated with incandescent light.
- A No-Reach™ roller light switch is conveniently located on the back of the cabinet.
- Five adjustable glass shelves allow for six levels of display; continuous holes for shelf adjustment.
- Pad-Lock™ cushioned metal shelf clips increase stability and safety.
- Adjustable levelers under each corner provide stability on uneven and carpeted floors.
- Made in the USA.

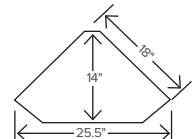


MELISSA III 680-568

- Espresso finish on select hardwoods and veneers.

H. 78" (198 cm)
W. 25.5" (65 cm)
D. 14" (36 cm)

Wall Dimension 18" (46 cm)

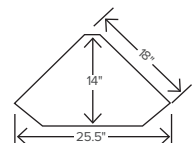


MELISSA IV 680-631

- Black Satin finish on select hardwoods and veneers.

H. 79.75" (202 cm)
W. 25.5" (65 cm)
D. 14" (36 cm)

Wall Dimension 18" (46 cm)



CURIO CABINETS CORNER

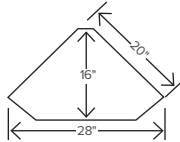


CURIO CABINETS



- This beautiful corner curio cabinet's beveled glass door offers a full picture-frame view of eight levels of display space with seven glass shelves.
- Pad-Lock™ cushioned metal shelf clips increase stability and safety.
- Glass shelves can be adjusted to any level within your cabinet.
- Adjustable levelers under each corner provide stability on uneven and carpeted floors.
- Glass mirrored back beautifully showcases your collectibles.
- Cabinet is illuminated by an interior incandescent light.
- No-Reach™ light switch is conveniently located on the back of the cabinet.
- Made in the USA.

H. 80" (203 cm)
W. 28" (71 cm)
D. 16" (41 cm)
Wall Dimension:
20" (51 cm)



DRAKE 680-483

- Cherry Bordeaux finish on select hardwoods and veneers.

DUSTIN 680-484

- Espresso finish on select hardwoods and veneers.

DOMINIC 680-485

- Legacy Oak finish on select hardwoods and veneers.

DUANE 680-487

- Black Satin finish on select hardwoods and veneers.

DELIA 680-641

- Aged Auburn finish on select hardwoods and veneers is wire brushed for a natural, reclaimed wood appearance.

DELIA II 680-642

- Aged Linen finish on select hardwoods and veneers is wire brushed for a natural, reclaimed wood appearance.

DELIA III 680-643

- Aged Grey finish on select hardwoods and veneers is wire brushed for a natural, reclaimed wood appearance.



DRAKE

CORNER CURIO CABINETS



DUSTIN



DOMINIC



DUANE



DELIA



DELIA II



DELIA III

CUSTOM CABINETS

CURIO CABINETS & BOOKCASES

DISPLAY CABINETS

WINE, BAR & GAME FURNISHINGS



MARLOWE



MARLOWE II

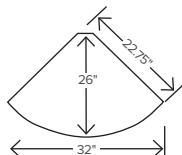


MARLOWE CORNER CURIO CABINETS

- Features a unique frameless glass door.
- No-Reach™ roller light switch for interior light is conveniently located on back of cabinet.
- Halogen lighting for brighter, whiter, longer-lasting light to illuminate your collectibles.
- Glass mirrored back enhances the view.
- Four adjustable glass shelves allow for five levels of display; continuous holes for shelf adjustment.
- Pad-Lock™ metal shelf clips lock shelves into place.
- Adjustable floor levelers provide stability.
- Made in the USA.

H. 78.5" (199 cm)
 W. 32" (81 cm)
 D. 26" (66 cm)

Wall Dimension:
 22.75" (58 cm)



MARLOWE 680-529

- Hampton Cherry finish on select hardwoods and veneers.

MARLOWE II 680-627

- Black Satin finish on select hardwoods and veneers.



JAIME



CHANCELLOR



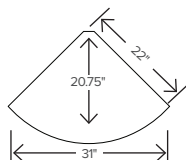
JAIME 680-609



- Black Satin finish on select hardwoods and veneers.
- Curved front glass doors feature satin nickel-finished pulls and hinges.
- Glass mirrored back enhances the view.
- Halogen lighting for brighter, whiter, longer-lasting light to illuminate your collectibles.
- No-Reach™ roller light switch for interior light is conveniently located on the back of the cabinet.
- Four adjustable glass shelves provide for five levels of display with continuous holes for shelf adjustment.
- Pad-Lock™ cushioned metal shelf clips lock shelves into place.
- Adjustable floor levelers provide stability on uneven floors.
- Simple door assembly required.
- Made in the USA.

H. 78" (198 cm)
W. 31" (79 cm)
D. 20.75" (53 cm)

Wall Dimension:
22" (56 cm)–



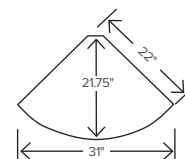
CHANCELLOR 680-503



- Hampton Cherry finish on select hardwoods and veneers is lightly distressed for an aged appearance.
- Glass mirrored back.
- Three glass shelves and one wood shelf with glass insert allow for five levels of display.
- Adjustable glass shelves with continuous holes for maximum shelf adjustment.
- Pad-Lock™ metal shelf clips lock shelves into place.
- No Reach™ roller on/off light switch for incandescent light is located on the back.
- Adjustable floor levelers provide stability on uneven floors.
- Made in the USA.

H. 76" (193 cm)
W. 31" (79 cm)
D. 21.75" (56 cm)

Wall dimension:
22" (56 cm)





BERKSHIRE



WILSHIRE



CORNER CURIO CABINETS

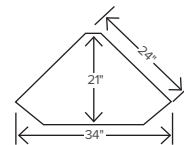


- X-tra® cabinet, with added height and depth.
- Crystal-cut V-grooved glass follows the soft arch of the door.
- Four extra-deep, adjustable glass shelves allow for five levels of display; continuous holes for maximum shelf adjustment.
- Plate grooves for vertical display of plates.
- Pad-Lock™ metal shelf clips lock shelves into place.
- No Reach™ roller on/off light switch for halogen light is located on the back. A handy key holder is attached.
- Front locking door secures your collectibles.
- Adjustable floor levelers provide stability on uneven floors.
- Made in the USA.
- *Designed by Chris Bergelin*

BERKSHIRE 680-205

- Windsor Cherry finish on select hardwoods and veneers.
- Features swan neck pediment, accented with a decorative, pierced overlay, plus two rosettes and a keystone at the center.

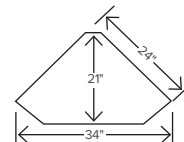
H. 85" (216 cm)
 W. 34" (86 cm)
 D. 21" (53 cm)
 Wall dimension: 24" (61 cm)



WILSHIRE 680-207

- Golden Oak finish on select hardwoods and veneers.
- Features a bonnet pediment accented with a decorative shell overlay.

H. 82.25" (209 cm)
 W. 34" (86 cm)
 D. 21" (53 cm)
 Wall dimension: 24" (61 cm)





JAMESTOWN



JAMESTOWN II

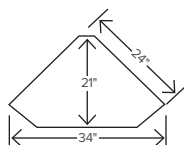


JAMESTOWN CORNER CURIO CABINETS

- X-tra® cabinet, with added height and depth.
- Crystal-cut grooved glass on the door follows the curves of the pediment.
- Seven extra-deep, adjustable glass shelves allow for eight levels of display; continuous holes for shelf adjustment.
- Plate grooves for vertical display of plates.
- Pad-Lock™ metal shelf clips lock shelves into place.
- No Reach™ roller on/off light switch for halogen light is located on the back. A handy key holder is attached.
- Front locking door secures your collectibles.
- Adjustable floor levelers provide stability on uneven floors.
- Made in the USA.
- *Designed by Chris Bergelin*

H. 82.25" (209 cm)
 W. 34" (86 cm)
 D. 21" (53 cm)

Wall dimension:
 24" (61 cm)



JAMESTOWN 680-249

- Windsor Cherry finish on select hardwoods and veneers.

JAMESTOWN II 680-250

- Oak Yorkshire finish on select hardwoods and veneers.



GILLIAN



GILLIAN II

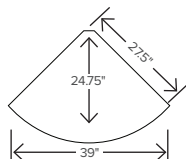


GILLIAN CORNER CURIO CABINETS



- Curved front glass doors feature satin nickel finished bar pulls and hinges.
- Glass mirrored back and bottom panel.
- Five adjustable glass shelves provide for six levels of display; continuous holes for shelf adjustment.
- Pad-Lock metal shelf clips lock shelves into place.
- No Reach roller on/off light switch with halogen light is located on the back.
- Adjustable floor levelers provide stability on uneven floors.
- Simple door assembly required.
- Made in the USA.

H. 79.5" (202 cm)
 W. 39" (99 cm)
 D. 24.75" (63 cm)
 Wall Dimension:
 27.5" (70 cm)



GILLIAN 680-603

- Espresso finish on select hardwoods and veneers.

GILLIAN II 680-604

- Silver finish on select hardwoods and veneers.



TESSA



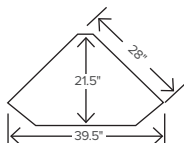
TESSA 680-605



- Hampton Cherry finish on select hardwoods and veneers is lightly distressed for an aged appearance.
- This corner cabinet features reeded columns, a decorative overlay on an arched pediment, and a decorative cutout in the base.
- Locking door with a dark antique brass-finished knob and plate.
- Beveled door glass and a glass mirrored back.
- Four adjustable glass shelves provide for five levels of display; continuous holes for shelf adjustment.
- Pad-Lock metal shelf clips lock shelves into place.
- No Reach roller on/off light switch with halogen light is located on the back and features a key holder.
- Adjustable floor levelers provide stability on uneven floors.
- Made in the USA.

H. 78.5" (199 cm)
W. 39.5" (100 cm)
D. 21.5" (71 cm)

Wall Dimension:
28" (71 cm)



EMBASSY II



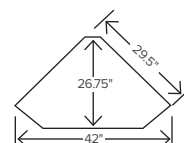
EMBASSY II 680-290



- Embassy Cherry finish on select materials, hardwoods, and veneers is lightly distressed for an aged appearance.
- X-tra® cabinet, with added height and depth.
- Beveled glass on front panel. Glass mirrored back and bottom.
- Seven extra-deep adjustable glass shelves allow for eight levels of display; continuous holes for shelf adjustment.
- Pad-Lock™ metal shelf clips lock shelves into place.
- Plate grooves for vertical display of plates.
- No Reach™ Touch-Lite™ switch located on the back of the cabinet offers four levels of halogen light: low, medium, high, and off. A handy key holder is attached.
- Front locking door secures your collectibles.
- Adjustable floor levelers provide stability on uneven floors.
- Made in the USA.

H. 86" (218 cm)
W. 42" (107 cm)
D. 26.75" (68 cm)

Wall dimension:
29.5" (75 cm)



CURIO CABINETS CONSOLE

CUSTOM CABINETS

CURIO CABINETS & BOOKCASES

DISPLAY CABINETS

WINE, BAR & GAME FURNISHINGS



UNDERHILL II



UNDERHILL III



BURROWS



CONSOLE CURIO CABINETS



- Feature side opening doors on left and right side of cabinet.
- Glass mirrored back enhances the view.
- One adjustable glass shelf allows for two levels of display; continuous holes for shelf adjustment.
- Pad-Lock™ cushioned metal shelf clips increase stability and safety.
- Incandescent lighting to illuminate your collectibles.
- No-Reach™ roller light switch for interior light conveniently located on back of cabinet.
- Adjustable floor levelers provide stability on uneven floors.
- Made in the USA.

H. 33" (84 cm), W. 47.25" (120 cm), D. 14" (36 cm)



UNDERHILL 680-533

- Cherry Bordeaux finish on select hardwoods and veneers.
- Crystal-cut grooved glass on the front.

UNDERHILL II 680-594

- Black Satin finish on select hardwoods and veneers.

UNDERHILL III 680-596

- Espresso finish on select hardwoods and veneers.

BURROWS 680-535

- Golden Oak finish on select hardwoods and veneers.
- Crystal-cut grooved glass on the front.



MARSH BAY CONSOLE 680-586



- Driftwood finish on select hardwoods and veneers is heavily wire brushed for a natural, reclaimed wood appearance.
- This curio console cabinet features side opening doors on left and right side of cabinet.
- A glass mirrored back enhances the view.
- One adjustable glass shelf allows for two levels of display; continuous holes for shelf adjustment.
- Pad-Lock™ cushioned metal shelf clips increase stability and safety.
- Incandescent lighting to illuminate your collectibles.
- No-Reach™ roller light switch for interior light conveniently located on cabinet back.
- Adjustable levelers under each corner provide stability on uneven floors.
- Made in the USA.

Due to a hand-applied, wire-brushed distressing technique on this product to accentuate the wood grains, the finish color may vary from product to product and photography.

H. 33" (84 cm), W. 43.75" (111 cm), D. 12.25" (31 cm)



MARSH BAY CONSOLE



VANCOUVER I

VANCOUVER II

WALL CURIO CABINETS

- This wall curio cabinet features a delicately arched pediment.
- Mount on the wall or set on a mantel or bookcase with a specially designed “no-tip” base.
- Glass mirrored back.
- Four adjustable glass shelves allow for five levels of display; continuous holes for shelf adjustment.
- Hinged front door allows easy access to your collectibles.

H. 33.5" (85 cm), W. 20" (51 cm), D. 8.25" (21 cm)



VANCOUVER I 685-100

- Windsor Cherry finish on select hardwoods and veneers.

VANCOUVER II 685-102

- Oak Yorkshire finish on select hardwoods and veneers.

WALL CURIO CABINETS

- Mount on the wall or set on a mantel or bookcase with a specially designed “no-tip” base.
- Glass mirrored back.
- Four adjustable glass shelves allow for five levels of display; continuous holes for shelf adjustment.
- Hinged front door allows easy access to your collectibles.

H. 33" (84 cm), W. 20" (51 cm), D. 8.25" (21 cm)



EDMONTON 685-104

- Windsor Cherry finish on select hardwoods and veneers.
- Features Acanthus leaf molding on the pediment and reeded columns.

MONTREAL 685-106

- Golden Oak finish on select hardwoods and veneers.
- Features dentil molding on the pediment and reeded columns.



EDMONTON

MONTREAL